

This report is required by law (42 USC 1395g; 42 CFR 413.20(b)). Failure to report can result in all interim payments made since the beginning of the cost reporting period being deemed overpayments (42 USC 1395g).

FORM APPROVED
OMB NO. 0938-0463
EXPIRES: 12/31/2021

COMPLETE CARE AT MILFORD MANOR

Provider CCN: 315276

Period:

From: 01/01/2024

To: 12/31/2024

Run Date Time: 5/27/2025 8:15 pm

MCRIF32

Version: 11.1.179.1



SKILLED NURSING FACILITY AND SKILLED NURSING FACILITY HEALTH CARE
COMPLEX COST REPORT CERTIFICATION AND SETTLEMENT SUMMARY

Worksheet S
Parts I, II & III

PART I - COST REPORT STATUS

Provider use only:	1. <input checked="" type="checkbox"/> Electronically prepared cost report	Date:	Time:
	2. <input type="checkbox"/> Manually prepared cost report		
	3. <input type="checkbox"/> If this is an amended report enter the number of times the provider resubmitted this cost report.		
	3.01. <input type="checkbox"/> No Medicare Utilization. Enter "Y" for yes or leave blank for no.		
Contractor use only:	4. <input type="checkbox"/> Cost Report Status (1) As Submitted (2) Settled without audit (3) Settled with audit (4) Reopened (5) Amended	6. Contractor No.: _____	
		7. <input type="checkbox"/> First Cost Report for this Provider CCN	
		8. <input type="checkbox"/> Last Cost Report for this Provider CCN	
		9. NPR Date: _____	
		10. If line 4, column 1 is "4": Enter number of times reopened _____ 0	
		11. Contractor Vendor Code: 4	
		12. <input type="checkbox"/> Medicare Utilization. Enter "F" for full, "L" for low, or "N" for no utilization.	
	5. Date Received: _____		

PART II - CERTIFICATION OF CHIEF FINANCIAL OFFICER OR ADMINISTRATOR

MISREPRESENTATION OR FALSIFICATION OF ANY INFORMATION CONTAINED IN THIS COST REPORT MAY BE PUNISHABLE BY CRIMINAL, CIVIL, AND ADMINISTRATIVE ACTION, FINE AND/OR IMPRISONMENT UNDER FEDERAL LAW. FURTHERMORE, IF SERVICES IDENTIFIED IN THIS REPORT WERE PROVIDED THROUGH THE PAYMENT DIRECTLY OR INDIRECTLY OF A KICKBACK OR WERE OTHERWISE ILLEGAL, CRIMINAL, CIVIL, AND ADMINISTRATIVE ACTION, FINES AND/OR IMPRISONMENT MAY RESULT.

CERTIFICATION BY CHIEF FINANCIAL OFFICER OR ADMINISTRATOR OF FACILITY

I HEREBY CERTIFY that I have read the above certification statement and that I have examined the accompanying electronically filed or manually submitted cost report and the Balance Sheet and Statement of Revenue and Expenses prepared by COMPLETE CARE AT MILFORD MANOR, {Provider Name(s) and CCN(s)} for the cost reporting period beginning 01/01/2024 and ending 12/31/2024 and that to the best of my knowledge and belief, this report and statement are true, correct, complete and prepared from the books and records of the provider in accordance with applicable instructions, except as noted. I further certify that I am familiar with the laws and regulations regarding the provision of health care services, and that the services identified in this cost report were provided in compliance with such laws and regulations.


	SIGNATURE OF CHIEF FINANCIAL OFFICER OR ADMINISTRATOR	CHECKBOX	ELECTRONIC SIGNATURE STATEMENT	
	1	2		
1	<i>Shalom Stein</i>	Y	I have read and agree with the above certification statement. I certify that I intend my electronic signature on this certification be the legally binding equivalent of my original signature.	1
2	Signatory Printed Name	SHALOM STEIN		2
3	Signatory Title	CEO		3
4	Signature Date	(Dated when report is electronically signed.)		4

PART III - SETTLEMENT SUMMARY

		Title XVIII				
		Title V	Part A	Part B	Title XIX	
		1.00	2.00	3.00	4.00	
1.00	SKILLED NURSING FACILITY	0	390,817	5,396	0	1.00
2.00	NURSING FACILITY	0			0	2.00
3.00	ICF/IID				0	3.00
4.00	SNF - BASED HHA I	0	0	0		4.00
5.00	SNF - BASED RHC I	0		0		5.00
6.00	SNF - BASED FQHC I	0		0		6.00
7.00	SNF - BASED CMHC I	0		0		7.00
100.00	TOTAL	0	390,817	5,396	0	100.00

The above amounts represent "due to" or "due from" the applicable Program for the element of the above complex indicated.

According to the Paperwork Reduction Act of 1995, no persons are required to respond to a collection of information unless it displays a valid OMB control number. The valid OMB control number for this information collection is 0938-0463. The time required to complete this information collection is estimated 202 hours per response, including the time to review instructions, search existing data resources, gather the data needed, and complete and review the information collection. If you have any comments concerning the accuracy of the time estimate(s) or suggestions for improving this form, please write to: CMS, 7500 Security Boulevard, Attn: PRA Report Clearance Officer, Mail Stop C4-26-05, Baltimore, Maryland 21244-1850. Please do not send applications, claims, payments, medical records or any documents containing sensitive information to the PRA Reports Clearance Office. Please note that any correspondence not pertaining to the information collection burden approved under the associated OMB control number listed on this form will not be reviewed, forwarded, or retained. If you have questions or concerns regarding where to submit your documents, please contact 1-800-MEDICARE.

COMPLETE CARE AT MILFORD MANOR		Period:	Run Date Time:	5/27/2025 8:15 pm	
Provider CCN: 315276		From: 01/01/2024	MCRIF32	2540-10	
		To: 12/31/2024	Version:	11.1.179.1	

SKILLED NURSING FACILITY AND SKILLED NURSING FACILITY HEALTH CARE
COMPLEX IDENTIFICATION DATA

Worksheet S-2
Part I
PPS

Skilled Nursing Facility and Skilled Nursing Facility Complex Address:										
1.00	Street:	69 MAPLE ROAD	P.O. Box:						1.00	
2.00	City:	WEST MILFORD	State:	NJ	ZIP Code:	07480			2.00	
3.00	County:	PASSAIC	CBSA Code:	35614	Urban / Rural:	U			3.00	
3.01	CBSA on/after October 1 of the Cost Reporting Period (if applicable)								3.01	
SNF and SNF-Based Component Identification:										
Component		Component Name		Provider CCN	Date Certified	Payment System (P, O, or N)				
		1.00		2.00	3.00	4.00	5.00	6.00		
4.00	SNF	COMPLETE CARE AT MILFORD MANOR		315276	08/01/1994	N	P	N	4.00	
5.00	Nursing Facility								5.00	
6.00	ICF/IID								6.00	
7.00	SNF-Based HHA								7.00	
8.00	SNF-Based RHC								8.00	
9.00	SNF-Based FQHC								9.00	
10.00	SNF-Based CMHC								10.00	
11.00	SNF-Based OLTC								11.00	
12.00	SNF-Based HOSPICE								12.00	
13.00	SNF-Based CORF								13.00	
				From:		To:				
				1.00		2.00				
14.00	Cost Reporting Period (mm/dd/yyyy)			01/01/2024		12/31/2024		14.00		
15.00	Type of Control (See Instructions)			4 - Proprietary, Corporation				15.00		
								Y/N		
								1.00		
Type of Freestanding Skilled Nursing Facility										
16.00	Is this a distinct part skilled nursing facility that meets the requirements set forth in 42 CFR section 483.5?								N	16.00
17.00	Is this a composite distinct part skilled nursing facility that meets the requirements set forth in 42 CFR section 483.5?								N	17.00
18.00	Are there any costs included in Worksheet A that resulted from transactions with related organizations as defined in CMS Pub. 15-1, chapter 10? If yes, complete Worksheet A-8-1.								Y	18.00
Miscellaneous Cost Reporting Information										
19.00	If this is a low Medicare utilization cost report, indicate with a "Y", for yes, or "N" for no.								N	19.00
19.01	If line 19 is yes, does this cost report meet your contractor's criteria for filing a low Medicare utilization cost report, indicate with a "Y", for yes, or "N" for no.								N	19.01
Depreciation - Enter the amount of depreciation reported in this SNF for the method indicated on Lines 20 - 22.										
20.00	Straight Line								373,354	20.00
21.00	Declining Balance								0	21.00
22.00	Sum of the Year's Digits								0	22.00
23.00	Sum of line 20 through 22								373,354	23.00
24.00	If depreciation is funded, enter the balance as of the end of the period.								0	24.00
25.00	Were there any disposal of capital assets during the cost reporting period? (Y/N)								N	25.00
26.00	Was accelerated depreciation claimed on any assets in the current or any prior cost reporting period? (Y/N)								N	26.00
27.00	Did you cease to participate in the Medicare program at end of the period to which this cost report applies? (Y/N)								N	27.00
28.00	Was there a substantial decrease in health insurance proportion of allowable cost from prior cost reports? (Y/N)								N	28.00
						Part A	Part B	Other		
						1.00	2.00	3.00		
If this facility contains a public or non-public provider that qualifies for an exemption from the application of the lower of the costs or charges enter "Y" for each component and type of service that qualifies for the exemption.										
29.00	Skilled Nursing Facility					N	N		29.00	
30.00	Nursing Facility							N	30.00	
31.00	ICF/IID								31.00	
32.00	SNF-Based HHA					N	N		32.00	
33.00	SNF-Based RHC								33.00	
34.00	SNF-Based FQHC								34.00	
35.00	SNF-Based CMHC						N		35.00	
36.00	SNF-Based OLTC								36.00	
						Y/N				
						1.00	2.00			
37.00	Is the skilled nursing facility located in a state that certifies the provider as a SNF regardless of the level of care given for Titles V & XIX patients? (Y/N)					Y			37.00	
38.00	Are you legally-required to carry malpractice insurance? (Y/N)					N			38.00	

COMPLETE CARE AT MILFORD MANOR

Provider CCN: 315276

Period:

From: 01/01/2024

To: 12/31/2024

Run Date Time:

MCRIF32

Version:


5/27/2025 8:15 pm

2540-10

11.1.179.1

SKILLED NURSING FACILITY AND SKILLED NURSING FACILITY HEALTH CARE
COMPLEX IDENTIFICATION DATAWorksheet S-2
Part I
PPS

			Y/N		
			1.00	2.00	
39.00	Is the malpractice a "claims-made" or "occurrence" policy? If the policy is "claims-made" enter 1. If the policy is "occurrence", enter 2.				39.00
		Premiums	Paid Losses	Self Insurance	
		1.00	2.00	3.00	
41.00	List malpractice premiums and paid losses:	0	0	0	41.00
				Y/N	
				1.00	
42.00	Are malpractice premiums and paid losses reported in other than the Administrative and General cost center? Enter Y or N. If yes, check box, and submit supporting schedule listing cost centers and amounts.			N	42.00
43.00	Are there any home office costs as defined in CMS Pub. 15-1, Chapter 10?			N	43.00
				Provider CCN	
				1.00	
44.00	If line 43 is yes, enter the home office chain number and enter the name and address of the home office on lines 45, 46 and 47.				44.00
If this facility is part of a chain organization, enter the name and address of the home office on the lines below.					
45.00	Name:	Contractor Name:	Contractor Number:		45.00
46.00	Street:	P.O. Box:			46.00
47.00	City:	State:	ZIP Code:		47.00

COMPLETE CARE AT MILFORD MANOR		Period:	Run Date Time:	5/27/2025 8:15 pm	
Provider CCN: 315276		From: 01/01/2024	MCRIF32	2540-10	
		To: 12/31/2024	Version:	11.1.179.1	

SKILLED NURSING FACILITY AND SKILLED NURSING FACILITY HEALTH CARE
COMPLEX REIMBURSEMENT QUESTIONNAIRE

Worksheet S-2
Part II
PPS

General Instruction: For all column 1 responses enter in column 1, "Y" for Yes or "N" for No. For all the date responses the format will be (mm/dd/yyyy)							
Completed by All Skilled Nursing Facilities							
Provider Organization and Operation							
		Y/N	Date				
		1.00	2.00				
1.00	Has the provider changed ownership immediately prior to the beginning of the cost reporting period? If column 1 is "Y", enter the date of the change in column 2. (see instructions)	N					1.00
		Y/N	Date	V/I			
		1.00	2.00	3.00			
2.00	Has the provider terminated participation in the Medicare Program? If column 1 is yes, enter in column 2 the date of termination and in column 3, "V" for voluntary or "I" for involuntary.	N					2.00
3.00	Is the provider involved in business transactions, including management contracts, with individuals or entities (e.g., chain home offices, drug or medical supply companies) that are related to the provider or its officers, medical staff, management personnel, or members of the board of directors through ownership, control, or family and other similar relationships? (see instructions)	Y					3.00
		Y/N	Type	Date			
		1.00	2.00	3.00			
Financial Data and Reports							
4.00	Column 1: Were the financial statements prepared by a Certified Public Accountant? (Y/N) Column 2: If yes, enter "A" for Audited, "C" for Compiled, or "R" for Reviewed. Submit complete copy or enter date available in column 3. (see instructions)	Y	C				4.00
5.00	Are the cost report total expenses and total revenues different from those on the filed financial statements? If column 1 is "Y", submit reconciliation.	N					5.00
			Y/N	Legal Oper.			
			1.00	2.00			
Approved Educational Activities							
6.00	Column 1: Were costs claimed for Nursing School? (Y/N) Column 2: Is the provider the legal operator of the program? (Y/N)	N	N				6.00
7.00	Were costs claimed for Allied Health Programs? (Y/N) see instructions.	N					7.00
8.00	Were approvals and/or renewals obtained during the cost reporting period for Nursing School and/or Allied Health Program? (Y/N) see instructions.	N					8.00
			Y/N				
			1.00				
Bad Debts							
9.00	Is the provider seeking reimbursement for bad debts? (Y/N) see instructions.		Y				9.00
10.00	If line 9 is "Y", did the provider's bad debt collection policy change during this cost reporting period? If "Y", submit copy.		N				10.00
11.00	If line 9 is "Y", are patient deductibles and/or coinsurance waived? If "Y", see instructions.		N				11.00
Bed Complement							
12.00	Have total beds available changed from prior cost reporting period? If "Y", see instructions.		N				12.00
		Description	Y/N	Date	Y/N	Date	
		0	1.00	2.00	3.00	4.00	
PS&R Data							
13.00	Was the cost report prepared using the PS&R only? If either col. 1 or 3 is "Y", enter the paid through date of the PS&R used to prepare this cost report in cols. 2 and 4.(see Instructions.)	Y	03/12/2025	Y	03/12/2025		13.00
14.00	Was the cost report prepared using the PS&R for total and the provider's records for allocation? If either col. 1 or 3 is "Y" enter the paid through date of the PS&R used to prepare this cost report in columns 2 and 4.	N		N			14.00
15.00	If line 13 or 14 is "Y", were adjustments made to PS&R data for additional claims that have been billed but are not included on the PS&R used to file this cost report? If "Y", see Instructions.	N		N			15.00
16.00	If line 13 or 14 is "Y", then were adjustments made to PS&R data for corrections of other PS&R Report information? If yes, see instructions.	N		N			16.00
17.00	If line 13 or 14 is "Y", then were adjustments made to PS&R data for Other? Describe the other adjustments:	N		N			17.00
18.00	Was the cost report prepared only using the provider's records? If "Y" see Instructions.	N		N			18.00
		1.00	2.00	3.00			
Cost Report Preparer Contact Information							
19.00	Enter the first name, last name and the title/position held by the cost report preparer in columns 1, 2, and 3, respectively.	KYLE	DRAYTON	PREPARER			19.00
20.00	Enter the employer/company name of the cost report preparer.	HEALTH CARE RESOURCES					20.00
21.00	Enter the telephone number and email address of the cost report preparer in columns 1 and 2, respectively.	609-987-1440	KYLE.DRAYTON@HCRNJ.NET				21.00

COMPLETE CARE AT MILFORD MANOR

Provider CCN: 315276

Period:
From: 01/01/2024
To: 12/31/2024Run Date Time: 5/27/2025 8:15 pm
MCRIF32
Version: 11.1.179.1

SKILLED NURSING FACILITY AND SKILLED NURSING FACILITY HEALTH CARE
COMPLEX STATISTICAL DATA

Worksheet S-3
Part I
PPS

	Component	Number of Beds	Bed Days Available	Inpatient Days/Visits					Discharges					
				Title V	Title XVIII	Title XIX	Other	Total	Title V	Title XVIII	Title XIX	Other	Total	
		1.00	2.00	3.00	4.00	5.00	6.00	7.00	8.00	9.00	10.00	11.00	12.00	
1.00	SKILLED NURSING FACILITY	120	43,920	0	5,495	26,805	5,879	38,179	0	109	85	127	321	1.00
2.00	NURSING FACILITY	0	0	0		0	0	0	0		0	0	0	2.00
3.00	ICF/IID	0	0			0	0	0			0	0	0	3.00
4.00	HOME HEALTH AGENCY COST			0	0	0	0	0						4.00
5.00	Other Long Term Care	0	0				0	0				0	0	5.00
6.00	SNF-Based CMHC													6.00
7.00	HOSPICE	0	0	0	0	0	0	0	0	0	0	0	0	7.00
8.00	Total (Sum of lines 1-7)	120	43,920	0	5,495	26,805	5,879	38,179	0	109	85	127	321	8.00
	Component	Average Length of Stay				Admissions				Full Time Equivalent				
		Title V	Title XVIII	Title XIX	Total	Title V	Title XVIII	Title XIX	Other	Total	Employees on Payroll		Nonpaid Workers	
		13.00	14.00	15.00	16.00	17.00	18.00	19.00	20.00	21.00	22.00	23.00		
1.00	SKILLED NURSING FACILITY	0.00	50.41	315.35	118.94	0	150	47	125	322	88.10	0.00		1.00
2.00	NURSING FACILITY	0.00		0.00	0.00	0		0	0	0	0.00	0.00		2.00
3.00	ICF/IID			0.00	0.00			0	0	0	0.00	0.00		3.00
4.00	HOME HEALTH AGENCY COST										0.00	0.00		4.00
5.00	Other Long Term Care				0.00				0	0	0.00	0.00		5.00
6.00	SNF-Based CMHC										0.00	0.00		6.00
7.00	HOSPICE	0.00	0.00	0.00	0.00	0	0	0	0	0	0.00	0.00		7.00
8.00	Total (Sum of lines 1-7)	0.00	50.41	315.35	118.94	0	150	47	125	322	88.10	0.00		8.00

COMPLETE CARE AT MILFORD MANOR

Provider CCN: 315276

Period:

From: 01/01/2024

To: 12/31/2024

Run Date Time: 5/27/2025 8:15 pm

MCRIF32

Version: 11.1.179.1



SNF WAGE INDEX INFORMATION

Worksheet S-3

Part II

PPS

PART II - DIRECT SALARIES

		Amount Reported	Reclass. of Salaries from Worksheet A-6	Adjusted Salaries (col. 1 ± col. 2)	Paid Hours Related to Salary in col. 3	Average Hourly Wage (col. 3 ÷ col. 4)	
		1.00	2.00	3.00	4.00	5.00	
SALARIES							
1.00	Total salaries (See Instructions)	6,124,406	0	6,124,406	183,586.00	33.36	1.00
2.00	Physician salaries-Part A	0	0	0	0.00	0.00	2.00
3.00	Physician salaries-Part B	0	0	0	0.00	0.00	3.00
4.00	Home office personnel	0	0	0	0.00	0.00	4.00
5.00	Sum of lines 2 through 4	0	0	0	0.00	0.00	5.00
6.00	Revised wages (line 1 minus line 5)	6,124,406	0	6,124,406	183,586.00	33.36	6.00
7.00	Other Long Term Care	0	0	0	0.00	0.00	7.00
8.00	HOME HEALTH AGENCY COST	0	0	0	0.00	0.00	8.00
9.00	CMHC	0	0	0	0.00	0.00	9.00
10.00	HOSPICE	0	0	0	0.00	0.00	10.00
11.00	Other excluded areas	0	0	0	0.00	0.00	11.00
12.00	Subtotal Excluded salary (Sum of lines 7 through 11)	0	0	0	0.00	0.00	12.00
13.00	Total Adjusted Salaries (line 6 minus line 12)	6,124,406	0	6,124,406	183,586.00	33.36	13.00
OTHER WAGES & RELATED COSTS							
14.00	Contract Labor: Patient Related & Mgmt	1,497,336	0	1,497,336	31,532.00	47.49	14.00
15.00	Contract Labor: Physician services-Part A	0	0	0	0.00	0.00	15.00
16.00	Home office salaries & wage related costs	0	0	0	0.00	0.00	16.00
WAGE-RELATED COSTS							
17.00	Wage-related costs core (See Part IV)	985,116	0	985,116			17.00
18.00	Wage-related costs other (See Part IV)	0	0	0			18.00
19.00	Wage related costs (excluded units)	0	0	0			19.00
20.00	Physician Part A - WRC	0	0	0			20.00
21.00	Physician Part B - WRC	0	0	0			21.00
22.00	Total Adjusted Wage Related cost (see instructions)	985,116	0	985,116			22.00

COMPLETE CARE AT MILFORD MANOR

Provider CCN: 315276

Period:

From: 01/01/2024

To: 12/31/2024

Run Date Time:

MCRIF32

Version:

5/27/2025 8:15 pm

2540-10

11.1.179.1



SNF WAGE INDEX INFORMATION

Worksheet S-3

Part III

PPS

PART III - OVERHEAD COST - DIRECT SALARIES

		Amount Reported	Reclass. of Salaries from Worksheet A-6	Adjusted Salaries (col. 1 ± col. 2)	Paid Hours Related to Salary in col. 3	Average Hourly Wage (col. 3 ÷ col. 4)	
		1.00	2.00	3.00	4.00	5.00	
1.00	Employee Benefits	0	0	0	0.00	0.00	1.00
2.00	Administrative & General	508,707	0	508,707	11,638.00	43.71	2.00
3.00	Plant Operation, Maintenance & Repairs	124,826	0	124,826	4,315.00	28.93	3.00
4.00	Laundry & Linen Service	0	0	0	0.00	0.00	4.00
5.00	Housekeeping	328,314	0	328,314	16,378.00	20.05	5.00
6.00	Dietary	657,999	0	657,999	29,410.00	22.37	6.00
7.00	Nursing Administration	690,121	0	690,121	11,068.00	62.35	7.00
8.00	Central Services and Supply	0	0	0	0.00	0.00	8.00
9.00	Pharmacy	0	0	0	0.00	0.00	9.00
10.00	Medical Records & Medical Records Library	30,412	0	30,412	1,358.00	22.39	10.00
11.00	Social Service	113,956	0	113,956	2,624.00	43.43	11.00
12.00	Nursing and Allied Health Ed. Act.						12.00
13.00	Other General Service	191,421	0	191,421	9,461.00	20.23	13.00
14.00	Total (sum lines 1 thru 13)	2,645,756	0	2,645,756	86,252.00	30.67	14.00

COMPLETE CARE AT MILFORD MANOR

Provider CCN: 315276

Period:

From: 01/01/2024

To: 12/31/2024

Run Date Time: 5/27/2025 8:15 pm

MCRIF32

Version: 11.1.179.1



SNF WAGE RELATED COSTS

Worksheet S-3

Part IV

PPS

PART IV - WAGE RELATED COSTS

		Amount Reported	
		1.00	

Part A - Core List

RETIREMENT COST

1.00	401K Employer Contributions	0	1.00
2.00	Tax Sheltered Annuity (TSA) Employer Contribution	0	2.00
3.00	Qualified and Non-Qualified Pension Plan Cost	0	3.00
4.00	Prior Year Pension Service Cost	0	4.00

PLAN ADMINISTRATIVE COSTS (Paid to External Organization)

5.00	401K/TSA Plan Administration fees	0	5.00
6.00	Legal/Accounting/Management Fees-Pension Plan	0	6.00
7.00	Employee Managed Care Program Administration Fees	0	7.00

HEALTH AND INSURANCE COST

8.00	Health Insurance (Purchased or Self Funded)	117,746	8.00
9.00	Prescription Drug Plan	438	9.00
10.00	Dental, Hearing and Vision Plan	-685	10.00
11.00	Life Insurance (If employee is owner or beneficiary)	2,679	11.00
12.00	Accident Insurance (If employee is owner or beneficiary)	0	12.00
13.00	Disability Insurance (If employee is owner or beneficiary)	0	13.00
14.00	Long-Term Care Insurance (If employee is owner or beneficiary)	0	14.00
15.00	Workers' Compensation Insurance	315,669	15.00
16.00	Retirement Health Care Cost (Only current year, not the extraordinary accrual required by FASB 106. Non cumulative portion)	0	16.00

TAXES

17.00	FICA-Employers Portion Only	455,856	17.00
18.00	Medicare Taxes - Employers Portion Only	0	18.00
19.00	Unemployment Insurance	0	19.00
20.00	State or Federal Unemployment Taxes	93,413	20.00

OTHER

21.00	Executive Deferred Compensation	0	21.00
22.00	Day Care Cost and Allowances	0	22.00
23.00	Tuition Reimbursement	0	23.00
24.00	Total Wage Related cost (Sum of lines 1 - 23)	985,116	24.00

Amount Reported

1.00

Part B - Other than Core Related Cost

25.00	OTHER WAGE RELATED COSTS (SPECIFY)	0	25.00
-------	------------------------------------	---	-------

COMPLETE CARE AT MILFORD MANOR

Provider CCN: 315276

Period:
From: 01/01/2024
To: 12/31/2024Run Date Time: 5/27/2025 8:15 pm
MCRIF32
Version: 11.1.179.1

SNF REPORTING OF DIRECT CARE EXPENDITURES

Worksheet S-3
Part V
PPS

	OCCUPATIONAL CATEGORY	Amount Reported	Fringe Benefits	Adjusted Salaries (col. 1 + col. 2)	Paid Hours Related to Salary in col. 3	Average Hourly Wage (col. 3 ÷ col. 4)	
		1.00	2.00	3.00	4.00	5.00	
Direct Salaries							
Nursing Occupations							
1.00	Registered Nurses (RNs)	434,477	69,886	504,363	8,056.00	62.61	1.00
2.00	Licensed Practical Nurses (LPNs)	1,363,884	219,382	1,583,266	28,914.00	54.76	2.00
3.00	Certified Nursing Assistant/Nursing Assistants/Aides	1,701,682	273,717	1,975,399	60,366.00	32.72	3.00
4.00	Total Nursing (sum of lines 1 through 3)	3,500,043	562,985	4,063,028	97,336.00	41.74	4.00
5.00	Physical Therapists	0	0	0	0.00	0.00	5.00
6.00	Physical Therapy Assistants	0	0	0	0.00	0.00	6.00
7.00	Physical Therapy Aides	0	0	0	0.00	0.00	7.00
8.00	Occupational Therapists	0	0	0	0.00	0.00	8.00
9.00	Occupational Therapy Assistants	0	0	0	0.00	0.00	9.00
10.00	Occupational Therapy Aides	0	0	0	0.00	0.00	10.00
11.00	Speech Therapists	0	0	0	0.00	0.00	11.00
12.00	Respiratory Therapists	0	0	0	0.00	0.00	12.00
13.00	Other Medical Staff	0	0	0	0.00	0.00	13.00
Contract Labor							
Nursing Occupations							
14.00	Registered Nurses (RNs)	0		0	0.00	0.00	14.00
15.00	Licensed Practical Nurses (LPNs)	0		0	0.00	0.00	15.00
16.00	Certified Nursing Assistant/Nursing Assistants/Aides	658,714		658,714	19,054.00	34.57	16.00
17.00	Total Nursing (sum of lines 14 through 16)	658,714		658,714	19,054.00	34.57	17.00
18.00	Physical Therapists	364,298		364,298	5,306.00	68.66	18.00
19.00	Physical Therapy Assistants	0		0	0.00	0.00	19.00
20.00	Physical Therapy Aides	0		0	0.00	0.00	20.00
21.00	Occupational Therapists	350,778		350,778	5,493.00	63.86	21.00
22.00	Occupational Therapy Assistants	0		0	0.00	0.00	22.00
23.00	Occupational Therapy Aides	0		0	0.00	0.00	23.00
24.00	Speech Therapists	107,716		107,716	1,679.00	64.15	24.00
25.00	Respiratory Therapists	0		0	0.00	0.00	25.00
26.00	Other Medical Staff	0		0	0.00	0.00	26.00

COMPLETE CARE AT MILFORD MANOR

Provider CCN: 315276

Period:

From: 01/01/2024

To: 12/31/2024

Run Date Time:

MCRIF32

Version:

5/27/2025 8:15 pm

2540-10

11.1.179.1



PROSPECTIVE PAYMENT FOR SNF STATISTICAL DATA

Worksheet S-7

PPS

	Group	Days	
	1.00	2.00	
1.00	RUX		1.00
2.00	RUL		2.00
3.00	RVX		3.00
4.00	RVL		4.00
5.00	RHX		5.00
6.00	RHL		6.00
7.00	RMX		7.00
8.00	RML		8.00
9.00	RLX		9.00
10.00	RUC		10.00
11.00	RUB		11.00
12.00	RUA		12.00
13.00	RVC		13.00
14.00	RVB		14.00
15.00	RVA		15.00
16.00	RHC		16.00
17.00	RHB		17.00
18.00	RHA		18.00
19.00	RMC		19.00
20.00	RMB		20.00
21.00	RMA		21.00
22.00	RLB		22.00
23.00	RLA		23.00
24.00	ES3		24.00
25.00	ES2		25.00
26.00	ES1		26.00
27.00	HE2		27.00
28.00	HE1		28.00
29.00	HD2		29.00
30.00	HD1		30.00
31.00	HC2		31.00
32.00	HC1		32.00
33.00	HB2		33.00
34.00	HB1		34.00
35.00	LE2		35.00
36.00	LE1		36.00
37.00	LD2		37.00
38.00	LD1		38.00
39.00	LC2		39.00
40.00	LC1		40.00
41.00	LB2		41.00
42.00	LB1		42.00
43.00	CE2		43.00
44.00	CE1		44.00
45.00	CD2		45.00
46.00	CD1		46.00
47.00	CC2		47.00
48.00	CC1		48.00
49.00	CB2		49.00
50.00	CB1		50.00
51.00	CA2		51.00
52.00	CA1		52.00
53.00	SE3		53.00
54.00	SE2		54.00
55.00	SE1		55.00
56.00	SSC		56.00
57.00	SSB		57.00

COMPLETE CARE AT MILFORD MANOR

Provider CCN: 315276

Period:

From: 01/01/2024

To: 12/31/2024

Run Date Time:

5/27/2025 8:15 pm

MCRIF32

2540-10

Version:

11.1.179.1



PROSPECTIVE PAYMENT FOR SNF STATISTICAL DATA

Worksheet S-7

PPS

	Group	Days	
	1.00	2.00	
58.00	SSA		58.00
59.00	IB2		59.00
60.00	IB1		60.00
61.00	IA2		61.00
62.00	IA1		62.00
63.00	BB2		63.00
64.00	BB1		64.00
65.00	BA2		65.00
66.00	BA1		66.00
67.00	PE2		67.00
68.00	PE1		68.00
69.00	PD2		69.00
70.00	PD1		70.00
71.00	PC2		71.00
72.00	PC1		72.00
73.00	PB2		73.00
74.00	PB1		74.00
75.00	PA2		75.00
76.00	PA1		76.00
99.00	AAA		99.00
100.00			100.00
	Expenses	Percentage	Y/N
	1.00	2.00	3.00

A notice published in the Federal Register Volume 68, No. 149 August 4, 2003 provided for an increase in the RUG payments beginning 10/01/2003. Congress expected this increase to be used for direct patient care and related expenses. For lines 101 through 106: Enter in column 1 the amount of the expense for each category. Enter in column 2 the percentage of total expenses for each category to total SNF revenue from Worksheet G-2, Part I, line 1, column 3. Indicate in column 3 "Y" for yes or "N" for no if the spending reflects increases associated with direct patient care and related expenses for each category. (If column 2 is zero, enter N/A in column 3) (See instructions)

101.00	Staffing				101.00
102.00	Recruitment				102.00
103.00	Retention of employees				103.00
104.00	Training				104.00
105.00	OTHER (SPECIFY)				105.00
106.00	Total SNF revenue (Worksheet G-2, Part I, line 1, column 3)				106.00

COMPLETE CARE AT MILFORD MANOR

Provider CCN: 315276

Period:

From: 01/01/2024

To: 12/31/2024

Run Date Time: 5/27/2025 8:15 pm

MCRIF32

Version: 11.1.179.1



RECLASSIFICATION AND ADJUSTMENT OF TRIAL BALANCE OF EXPENSES

Worksheet A

PPS

		Cost Center Description	Salaries	Other	Total (col. 1 + col. 2)	Reclassifications Increase/Decrease (Fr Wkst A-6)	Reclassified Trial Balance (col. 3 +- col. 4)	Adjustments to Expenses (Fr Wkst A-8)	Net Expenses For Allocation (col. 5 +- col. 6)	
			1.00	2.00	3.00	4.00	5.00	6.00	7.00	
GENERAL SERVICE COST CENTERS										
1.00	00100	CAP REL COSTS - BLDGS & FIXTURES		1,258,973	1,258,973	0	1,258,973	-53,181	1,205,792	1.00
2.00	00200	CAP REL COSTS - MOVABLE EQUIPMENT		0	0	0	0	0	0	2.00
3.00	00300	EMPLOYEE BENEFITS	0	1,017,906	1,017,906	0	1,017,906	0	1,017,906	3.00
4.00	00400	ADMINISTRATIVE & GENERAL	508,707	2,258,596	2,767,303	0	2,767,303	-714,910	2,052,393	4.00
5.00	00500	PLANT OPERATION, MAINT. & REPAIRS	124,826	408,219	533,045	0	533,045	0	533,045	5.00
6.00	00600	LAUNDRY & LINEN SERVICE	0	36,797	36,797	0	36,797	0	36,797	6.00
7.00	00700	HOUSEKEEPING	328,314	114,088	442,402	0	442,402	0	442,402	7.00
8.00	00800	DIETARY	657,999	523,500	1,181,499	0	1,181,499	0	1,181,499	8.00
9.00	00900	NURSING ADMINISTRATION	690,121	0	690,121	0	690,121	0	690,121	9.00
10.00	01000	CENTRAL SERVICES & SUPPLY	0	0	0	0	0	0	0	10.00
11.00	01100	PHARMACY	0	0	0	0	0	0	0	11.00
12.00	01200	MEDICAL RECORDS & LIBRARY	30,412	0	30,412	0	30,412	0	30,412	12.00
13.00	01300	SOCIAL SERVICE	113,956	0	113,956	0	113,956	0	113,956	13.00
14.00	01400	NURSING AND ALLIED HEALTH EDUCATION	0	0	0	0	0	0	0	14.00
15.00	01500	PATIENT ACTIVITIES	191,421	42,555	233,976	0	233,976	0	233,976	15.00
INPATIENT ROUTINE SERVICE COST CENTERS										
30.00	03000	SKILLED NURSING FACILITY	3,478,650	914,748	4,393,398	0	4,393,398	0	4,393,398	30.00
31.00	03100	NURSING FACILITY	0	0	0	0	0	0	0	31.00
32.00	03200	ICF/IID	0	0	0	0	0	0	0	32.00
33.00	03300	OTHER LONG TERM CARE	0	0	0	0	0	0	0	33.00
ANCILLARY SERVICE COST CENTERS										
40.00	04000	RADIOLOGY	0	14,334	14,334	0	14,334	0	14,334	40.00
41.00	04100	LABORATORY	0	27,659	27,659	0	27,659	0	27,659	41.00
42.00	04200	INTRAVENOUS THERAPY	0	0	0	0	0	0	0	42.00
43.00	04300	OXYGEN (INHALATION) THERAPY	0	12,091	12,091	0	12,091	0	12,091	43.00
44.00	04400	PHYSICAL THERAPY	0	350,915	350,915	0	350,915	0	350,915	44.00
45.00	04500	OCCUPATIONAL THERAPY	0	332,367	332,367	0	332,367	0	332,367	45.00
46.00	04600	SPEECH PATHOLOGY	0	139,520	139,520	0	139,520	0	139,520	46.00
47.00	04700	ELECTROCARDIOLOGY	0	0	0	0	0	0	0	47.00
48.00	04800	MEDICAL SUPPLIES CHARGED TO PATIENTS	0	0	0	0	0	0	0	48.00
49.00	04900	DRUGS CHARGED TO PATIENTS	0	199,252	199,252	0	199,252	0	199,252	49.00
50.00	05000	DENTAL CARE - TTITLE XIX ONLY	0	0	0	0	0	0	0	50.00
51.00	05100	SUPPORT SURFACES	0	0	0	0	0	0	0	51.00
OUTPATIENT SERVICE COST CENTERS										
60.00	06000	CLINIC	0	0	0	0	0	0	0	60.00
61.00	06100	RURAL HEALTH CLINIC	0	0	0	0	0	0	0	61.00
62.00	06200	FQHC								62.00
OTHER REIMBURSABLE COST CENTERS										
70.00	07000	HOME HEALTH AGENCY COST	0	0	0	0	0	0	0	70.00
71.00	07100	AMBULANCE	0	4,419	4,419	0	4,419	0	4,419	71.00
73.00	07300	CMHC	0	0	0	0	0	0	0	73.00
SPECIAL PURPOSE COST CENTERS										
80.00	08000	MALPRACTICE PREMIUMS & PAID LOSSES		0	0	0	0	0	0	80.00
81.00	08100	INTEREST EXPENSE		0	0	0	0	0	0	81.00
82.00	08200	UTILIZATION REVIEW - SNF	0	0	0	0	0	0	0	82.00
83.00	08300	HOSPICE	0	0	0	0	0	0	0	83.00
89.00		SUBTOTALS (sum of lines 1-84)	6,124,406	7,655,939	13,780,345	0	13,780,345	-768,091	13,012,254	89.00
NONREIMBURSABLE COST CENTERS										
90.00	09000	GIFT, FLOWER, COFFEE SHOPS & CANTEEN	0	0	0	0	0	0	0	90.00
91.00	09100	BARBER AND BEAUTY SHOP	0	255	255	0	255	0	255	91.00
92.00	09200	PHYSICIANS PRIVATE OFFICES	0	0	0	0	0	0	0	92.00
93.00	09300	NONPAID WORKERS	0	0	0	0	0	0	0	93.00
94.00	09400	PATIENTS LAUNDRY	0	0	0	0	0	0	0	94.00
100.00		TOTAL	6,124,406	7,656,194	13,780,600	0	13,780,600	-768,091	13,012,509	100.00

COMPLETE CARE AT MILFORD MANOR	Period:	Run Date Time:	5/27/2025 8:15 pm
Provider CCN: 315276	From: 01/01/2024	MCRIF32	2540-10
	To: 12/31/2024	Version:	11.1.179.1



RECLASSIFICATIONS

Worksheet A-6

PPS

Increases					Decreases					
	Cost Center	Line #	Salary	Non Salary	Cost Center	Line #	Salary	Non Salary		
	2.00	3.00	4.00	5.00	6.00	7.00	8.00	9.00		
100.00	TOTAL RECLASSIFICATIONS (Sum of columns 4 and 5 must equal sum of columns 8 and 9 (2))		0	0			0	0	100.00	

(1) A letter (A, B, etc.) must be entered on each line to identify each reclassification entry.
(2) Transfer the amounts in columns 4, 5, 8 and 9 to Worksheet A, column 4, lines as appropriate.

RECONCILIATION OF CAPITAL COSTS CENTERS

Worksheet A-7

PPS

			Acquisitions						
		Beginning Balances	Purchases	Donation	Total	Disposals and Retirements	Ending Balance	Fully Depreciated Assets	
		1.00	2.00	3.00	4.00	5.00	6.00	7.00	
ANALYSIS OF CHANGES IN CAPITAL ASSET BALANCES									
1.00	Land	0	0	0	0	0	0	0	1.00
2.00	Land Improvements	0	0	0	0	0	0	0	2.00
3.00	Buildings and Fixtures	174,665	24,007	0	24,007	42,760	155,912	0	3.00
4.00	Building Improvements	0	0	0	0	0	0	0	4.00
5.00	Fixed Equipment	0	0	0	0	0	0	0	5.00
6.00	Movable Equipment	839,957	44,312	0	44,312	0	884,269	0	6.00
7.00	Subtotal (sum of lines 1-6)	1,014,622	68,319	0	68,319	42,760	1,040,181	0	7.00
8.00	Reconciling Items	0	0	0	0	0	0	0	8.00
9.00	Total (line 7 minus line 8)	1,014,622	68,319	0	68,319	42,760	1,040,181	0	9.00

COMPLETE CARE AT MILFORD MANOR

Provider CCN: 315276

Period:
From: 01/01/2024
To: 12/31/2024Run Date Time: 5/27/2025 8:15 pm
MCRIF32
Version: 11.1.179.1

ADJUSTMENTS TO EXPENSES

Worksheet A-8

PPS


	Description (1)	(2) Basis For Adjustment	Amount	Expense Classification on Worksheet A To/From Which the Amount is to be Adjusted	
				Cost Center	Line No.
				3.00	4.00
1.00	Investment income on restricted funds (chapter 2)	B	-4,387	CAP REL COSTS - BLDGS & FIXTURES	1.00
2.00	Trade, quantity, and time discounts (chapter 8)		0		2.00
3.00	Refunds and rebates of expenses (chapter 8)		0		3.00
4.00	Rental of provider space by suppliers (chapter 8)		0		4.00
5.00	Telephone services (pay stations excluded) (chapter 21)		0		5.00
6.00	Television and radio service (chapter 21)		0		6.00
7.00	Parking lot (chapter 21)		0		7.00
8.00	Remuneration applicable to provider-based physician adjustment	A-8-2	0		8.00
9.00	Home office cost (chapter 21)		0		9.00
10.00	Sale of scrap, waste, etc. (chapter 23)		0		10.00
11.00	Nonallowable costs related to certain Capital expenditures (chapter 24)		0		11.00
12.00	Adjustment resulting from transactions with related organizations (chapter 10)	A-8-1	-487,001		12.00
13.00	Laundry and linen service		0		13.00
14.00	Revenue - Employee meals		0		14.00
15.00	Cost of meals - Guests		0		15.00
16.00	Sale of medical supplies to other than patients		0		16.00
17.00	Sale of drugs to other than patients		0		17.00
18.00	Sale of medical records and abstracts	B	-275	ADMINISTRATIVE & GENERAL	4.00
19.00	Vending machines		0		19.00
20.00	Income from imposition of interest, finance or penalty charges (chapter 21)		0		20.00
21.00	Interest expense on Medicare overpayments and borrowings to repay Medicare overpayments		0		21.00
22.00	Utilization review--physicians' compensation (chapter 21)		0	UTILIZATION REVIEW - SNF	82.00
23.00	Depreciation--buildings and fixtures		0	CAP REL COSTS - BLDGS & FIXTURES	1.00
24.00	Depreciation--movable equipment		0	CAP REL COSTS - MOVABLE EQUIPMENT	2.00
25.00			0		25.00
25.02	MARKETING	A	-23,714	ADMINISTRATIVE & GENERAL	4.00
25.03	BAD DEBT	A	-252,046	ADMINISTRATIVE & GENERAL	4.00
25.05	RESIDENT MISSING ITEMS	A	-668	ADMINISTRATIVE & GENERAL	4.00
100.00	Total (sum of lines 1 through 99) (Transfer to Worksheet A, col. 6, line 100)		-768,091		100.00

(1) Description - All chapter references in this column pertain to CMS Pub. 15-1.

(2) Basis for adjustment (see instructions).

A. Costs - if cost, including applicable overhead, can be determined.

B. Amount Received - if cost cannot be determined.

COMPLETE CARE AT MILFORD MANOR		Period:	Run Date Time:	
Provider CCN: 315276		From: 01/01/2024	5/27/2025 8:15 pm	
		To: 12/31/2024	MCRIF32 2540-10 Version: 11.1.179.1	

STATEMENT OF COSTS OF SERVICES FROM RELATED ORGANIZATIONS AND
HOME OFFICE COSTSWorksheet A-8-1
Parts I & II
PPS

PART I. COSTS INCURRED AND ADJUSTMENTS REQUIRED AS A RESULT OF TRANSACTIONS WITH RELATED ORGANIZATIONS OR CLAIMED HOME OFFICE COSTS:

	Line No.	Cost Center	Expense Items	Amount Allowable In Cost	Amount Included in Wkst. A, col. 5	Adjustments (col. 4 minus col. 5)	
	1.00	2.00	3.00	4.00	5.00	6.00	
1.00	1.00	CAP REL COSTS - BLDGS & FIXTURES	RENT	0	887,580	-887,580	1.00
2.00	1.00	CAP REL COSTS - BLDGS & FIXTURES	DEPRECIATION	303,661	0	303,661	2.00
3.00	1.00	CAP REL COSTS - BLDGS & FIXTURES	FINANCING	125,446	0	125,446	3.00
4.00	1.00	CAP REL COSTS - BLDGS & FIXTURES	INTEREST	409,679	0	409,679	4.00
5.00	4.00	ADMINISTRATIVE & GENERAL	CC MANAGEMENT	316,316	754,523	-438,207	5.00
6.00	0.00			0	0	0	6.00
7.00	0.00			0	0	0	7.00
8.00	0.00			0	0	0	8.00
9.00	0.00			0	0	0	9.00
10.00	TOTALS (sum of lines 1-9). Transfer column 6, line 10 to Worksheet A-8, column 3, line 12.			1,155,102	1,642,103	-487,001	10.00

PART II. INTERRELATIONSHIP TO RELATED ORGANIZATION(S) AND/OR HOME OFFICE:

The Secretary, by virtue of the authority granted under section 1814(b)(1) of the Social Security Act, requires that you furnish the information requested under Part II of this worksheet.

This information is used by the Centers for Medicare and Medicaid Services and its intermediaries/contractors in determining that the costs applicable to services, facilities, and supplies furnished by organizations related to you by common ownership or control represent reasonable costs as determined under section 1861 of the Social Security Act. If you do not provide all or any part of the requested information, the cost report is considered incomplete and not acceptable for purposes of claiming reimbursement under title XVIII.

				Related Organization(s) and/or Home Office			
	Symbol (1)	Name	Percentage of Ownership	Name	Percentage of Ownership	Type of Business	
	1.00	2.00	3.00	4.00	5.00	6.00	
1.00	B	SMS TRUST	95.10	MILFORD REALTY	95.10	REALTY	1.00
2.00	B	SAM STEIN	4.90	MILFORD REALTY	4.90	REALTY	2.00
3.00	B	PEACE CAPITAL LLC	100.00	COMPLETE CARE MANAGEMENT	100.00	MANAGEMENT COMPANY	3.00
4.00			0.00		0.00		4.00
5.00			0.00		0.00		5.00
6.00			0.00		0.00		6.00
7.00			0.00		0.00		7.00
8.00			0.00		0.00		8.00
9.00			0.00		0.00		9.00
10.00			0.00		0.00		10.00

(1) Use the following symbols to indicate interrelationship to related organizations:

- A. Individual has financial interest (stockholder, partner, etc.) in both related organization and in provider.
B. Corporation, partnership, or other organization has financial interest in provider.
C. Provider has financial interest in corporation, partnership, or other organization.
D. Director, officer, administrator, or key person of provider or organization.
E. Individual is director, officer, administrator or key person of provider and related organization.
F. Director, officer, administrator, or key person of related organization or relative of such person has financial interest in provider.
G. Other (financial or non-financial) specify:

COMPLETE CARE AT MILFORD MANOR

Provider CCN: 315276

Period:

From: 01/01/2024

To: 12/31/2024

Run Date Time: 5/27/2025 8:15 pm

MCRIF32

Version:

2540-10
11.1.179.1

COST ALLOCATION - GENERAL SERVICE COSTS

Worksheet B

Part I

PPS

	Cost Center Description	Net Expenses for Cost Allocation (from Wkst A col. 7)	BLDGS & FIXTURES	MOVABLE EQUIPMENT	EMPLOYEE BENEFITS	Subtotal	ADMINISTRATIVE & GENERAL	PLANT OPERATION, MAINT. & REPAIRS	LAUNDRY & LINEN SERVICE	
		0	1.00	2.00	3.00	3A	4.00	5.00	6.00	
GENERAL SERVICE COST CENTERS										
1.00	CAP REL COSTS - BLDGS & FIXTURES	1,205,792	1,205,792							1.00
2.00	CAP REL COSTS - MOVABLE EQUIPMENT	0		0						2.00
3.00	EMPLOYEE BENEFITS	1,017,906	0	0	1,017,906					3.00
4.00	ADMINISTRATIVE & GENERAL	2,052,393	27,535	0	84,550	2,164,478	2,164,478			4.00
5.00	PLANT OPERATION, MAINT. & REPAIRS	533,045	30,027	0	20,747	583,819	116,488	700,307		5.00
6.00	LAUNDRY & LINEN SERVICE	36,797	36,169	0	0	72,966	14,559	22,060	109,585	6.00
7.00	HOUSEKEEPING	442,402	40,422	0	54,567	537,391	107,224	24,654	0	7.00
8.00	DIETARY	1,181,499	205,247	0	109,363	1,496,109	298,514	125,180	0	8.00
9.00	NURSING ADMINISTRATION	690,121	7,732	0	114,702	812,555	162,127	4,716	0	9.00
10.00	CENTRAL SERVICES & SUPPLY	0	1,546	0	0	1,546	308	943	0	10.00
11.00	PHARMACY	0	0	0	0	0	0	0	0	11.00
12.00	MEDICAL RECORDS & LIBRARY	30,412	0	0	5,055	35,467	7,077	0	0	12.00
13.00	SOCIAL SERVICE	113,956	6,744	0	18,940	139,640	27,862	4,113	0	13.00
14.00	NURSING AND ALLIED HEALTH EDUCATION	0	0	0	0	0	0	0	0	14.00
15.00	PATIENT ACTIVITIES	233,976	30,886	0	31,815	296,677	59,195	18,837	0	15.00
INPATIENT ROUTINE SERVICE COST CENTERS										
30.00	SKILLED NURSING FACILITY	4,393,398	755,221	0	578,167	5,726,786	1,142,650	460,610	109,585	30.00
31.00	NURSING FACILITY	0	0	0	0	0	0	0	0	31.00
32.00	ICF/IID	0	0	0	0	0	0	0	0	32.00
33.00	OTHER LONG TERM CARE	0	0	0	0	0	0	0	0	33.00
ANCILLARY SERVICE COST CENTERS										
40.00	RADIOLOGY	14,334	0	0	0	14,334	2,860	0	0	40.00
41.00	LABORATORY	27,659	0	0	0	27,659	5,519	0	0	41.00
42.00	INTRAVENOUS THERAPY	0	0	0	0	0	0	0	0	42.00
43.00	OXYGEN (INHALATION) THERAPY	12,091	0	0	0	12,091	2,412	0	0	43.00
44.00	PHYSICAL THERAPY	350,915	20,361	0	0	371,276	74,080	12,418	0	44.00
45.00	OCCUPATIONAL THERAPY	332,367	15,679	0	0	348,046	69,445	9,563	0	45.00
46.00	SPEECH PATHOLOGY	139,520	13,016	0	0	152,536	30,435	7,938	0	46.00
47.00	ELECTROCARDIOLOGY	0	0	0	0	0	0	0	0	47.00
48.00	MEDICAL SUPPLIES CHARGED TO PATIENTS	0	0	0	0	0	0	0	0	48.00
49.00	DRUGS CHARGED TO PATIENTS	199,252	10,052	0	0	209,304	41,762	6,131	0	49.00
50.00	DENTAL CARE - TITLE XIX ONLY	0	0	0	0	0	0	0	0	50.00
51.00	SUPPORT SURFACES	0	0	0	0	0	0	0	0	51.00
OUTPATIENT SERVICE COST CENTERS										
60.00	CLINIC	0	0	0	0	0	0	0	0	60.00
61.00	RURAL HEALTH CLINIC	0	0	0	0	0	0	0	0	61.00
62.00	FQHC									62.00
OTHER REIMBURSABLE COST CENTERS										
70.00	HOME HEALTH AGENCY COST	0	0	0	0	0	0	0	0	70.00
71.00	AMBULANCE	4,419	0	0	0	4,419	882	0	0	71.00
73.00	CMHC	0	0	0	0	0	0	0	0	73.00
SPECIAL PURPOSE COST CENTERS										
80.00	MALPRACTICE PREMIUMS & PAID LOSSES									80.00
81.00	INTEREST EXPENSE									81.00
82.00	UTILIZATION REVIEW - SNF									82.00
83.00	HOSPICE	0	0	0	0	0	0	0	0	83.00
89.00	SUBTOTALS (sum of lines 1-84)	13,012,254	1,200,637	0	1,017,906	13,007,099	2,163,399	697,163	109,585	89.00
NONREIMBURSABLE COST CENTERS										
90.00	GIFT, FLOWER, COFFEE SHOPS & CANTEEN	0	0	0	0	0	0	0	0	90.00
91.00	BARBER AND BEAUTY SHOP	255	5,155	0	0	5,410	1,079	3,144	0	91.00
92.00	PHYSICIANS PRIVATE OFFICES	0	0	0	0	0	0	0	0	92.00
93.00	NONPAID WORKERS	0	0	0	0	0	0	0	0	93.00

COST ALLOCATION - GENERAL SERVICE COSTS

Worksheet B
Part I
PPS

	Cost Center Description	Net Expenses for Cost Allocation (from Wkst A col. 7)	BLDGS & FIXTURES	MOVABLE EQUIPMENT	EMPLOYEE BENEFITS	Subtotal	ADMINISTRA TIVE & GENERAL	PLANT OPERATION, MAINT. & REPAIRS	LAUNDRY & LINEN SERVICE	
		0	1.00	2.00	3.00	3A	4.00	5.00	6.00	
94.00	PATIENTS LAUNDRY	0	0	0	0	0	0	0	0	94.00
98.00	Cross Foot Adjustments	0	0	0	0	0	0	0	0	98.00
99.00	Negative Cost Centers	0	0	0	0	0	0	0	0	99.00
100.00	TOTAL	13,012,509	1,205,792	0	1,017,906	13,012,509	2,164,478	700,307	109,585	100.00

COMPLETE CARE AT MILFORD MANOR

Provider CCN: 315276

Period:

From: 01/01/2024

To: 12/31/2024

Run Date Time: 5/27/2025 8:15 pm

MCRIF32

Version: 11.1.179.1



COST ALLOCATION - GENERAL SERVICE COSTS

Worksheet B

Part I

PPS

	Cost Center Description	HOUSEKEEPING	DIETARY	NURSING ADMINISTRATION	CENTRAL SERVICES & SUPPLY	PHARMACY	MEDICAL RECORDS & LIBRARY	SOCIAL SERVICE	NURSING AND ALLIED HEALTH EDUCATION	
		7.00	8.00	9.00	10.00	11.00	12.00	13.00	14.00	
GENERAL SERVICE COST CENTERS										
1.00	CAP REL COSTS - BLDGS & FIXTURES									1.00
2.00	CAP REL COSTS - MOVABLE EQUIPMENT									2.00
3.00	EMPLOYEE BENEFITS									3.00
4.00	ADMINISTRATIVE & GENERAL									4.00
5.00	PLANT OPERATION, MAINT. & REPAIRS									5.00
6.00	LAUNDRY & LINEN SERVICE									6.00
7.00	HOUSEKEEPING	669,269								7.00
8.00	DIETARY	128,182	2,047,985							8.00
9.00	NURSING ADMINISTRATION	4,829	0	984,227						9.00
10.00	CENTRAL SERVICES & SUPPLY	966	0	0	3,763					10.00
11.00	PHARMACY	0	0	0	0	0				11.00
12.00	MEDICAL RECORDS & LIBRARY	0	0	0	0	0	42,544			12.00
13.00	SOCIAL SERVICE	4,212	0	0	0	0	0	175,827		13.00
14.00	NURSING AND ALLIED HEALTH EDUCATION	0	0	0	0	0	0	0	0	14.00
15.00	PATIENT ACTIVITIES	19,289	0	0	0	0	0	0	0	15.00
INPATIENT ROUTINE SERVICE COST CENTERS										
30.00	SKILLED NURSING FACILITY	471,657	2,047,985	984,227	0	0	42,544	175,827	0	30.00
31.00	NURSING FACILITY	0	0	0	0	0	0	0	0	31.00
32.00	ICF/IID	0	0	0	0	0	0	0	0	32.00
33.00	OTHER LONG TERM CARE	0	0	0	0	0	0	0	0	33.00
ANCILLARY SERVICE COST CENTERS										
40.00	RADIOLOGY	0	0	0	0	0	0	0	0	40.00
41.00	LABORATORY	0	0	0	0	0	0	0	0	41.00
42.00	INTRAVENOUS THERAPY	0	0	0	0	0	0	0	0	42.00
43.00	OXYGEN (INHALATION) THERAPY	0	0	0	0	0	0	0	0	43.00
44.00	PHYSICAL THERAPY	12,716	0	0	0	0	0	0	0	44.00
45.00	OCCUPATIONAL THERAPY	9,792	0	0	0	0	0	0	0	45.00
46.00	SPEECH PATHOLOGY	8,129	0	0	0	0	0	0	0	46.00
47.00	ELECTROCARDIOLOGY	0	0	0	0	0	0	0	0	47.00
48.00	MEDICAL SUPPLIES CHARGED TO PATIENTS	0	0	0	0	0	0	0	0	48.00
49.00	DRUGS CHARGED TO PATIENTS	6,278	0	0	3,763	0	0	0	0	49.00
50.00	DENTAL CARE - TITLE XIX ONLY	0	0	0	0	0	0	0	0	50.00
51.00	SUPPORT SURFACES	0	0	0	0	0	0	0	0	51.00
OUTPATIENT SERVICE COST CENTERS										
60.00	CLINIC	0	0	0	0	0	0	0	0	60.00
61.00	RURAL HEALTH CLINIC	0	0	0	0	0	0	0	0	61.00
62.00	FQHC									62.00
OTHER REIMBURSABLE COST CENTERS										
70.00	HOME HEALTH AGENCY COST	0	0	0	0	0	0	0	0	70.00
71.00	AMBULANCE	0	0	0	0	0	0	0	0	71.00
73.00	CMHC	0	0	0	0	0	0	0	0	73.00
SPECIAL PURPOSE COST CENTERS										
80.00	MALPRACTICE PREMIUMS & PAID LOSSES									80.00
81.00	INTEREST EXPENSE									81.00
82.00	UTILIZATION REVIEW - SNF									82.00
83.00	HOSPICE	0	0	0	0	0	0	0	0	83.00
89.00	SUBTOTALS (sum of lines 1-84)	666,050	2,047,985	984,227	3,763	0	42,544	175,827	0	89.00
NONREIMBURSABLE COST CENTERS										
90.00	GIFT, FLOWER, COFFEE SHOPS & CANTEEN	0	0	0	0	0	0	0	0	90.00
91.00	BARBER AND BEAUTY SHOP	3,219	0	0	0	0	0	0	0	91.00
92.00	PHYSICIANS PRIVATE OFFICES	0	0	0	0	0	0	0	0	92.00
93.00	NONPAID WORKERS	0	0	0	0	0	0	0	0	93.00
94.00	PATIENTS LAUNDRY	0	0	0	0	0	0	0	0	94.00

COMPLETE CARE AT MILFORD MANOR		Period:	Run Date Time:	5/27/2025 8:15 pm
Provider CCN: 315276		From: 01/01/2024	MCRIF32	2540-10
		To: 12/31/2024	Version:	11.1.179.1



COST ALLOCATION - GENERAL SERVICE COSTS

Worksheet B
Part I
PPS

	Cost Center Description	HOUSEKEEPING	DIETARY	NURSING ADMINISTRATION	CENTRAL SERVICES & SUPPLY	PHARMACY	MEDICAL RECORDS & LIBRARY	SOCIAL SERVICE	NURSING AND ALLIED HEALTH EDUCATION	
		7.00	8.00	9.00	10.00	11.00	12.00	13.00	14.00	
98.00	Cross Foot Adjustments	0	0	0	0				0	98.00
99.00	Negative Cost Centers	0	0	0	0	0	0	0	0	99.00
100.00	TOTAL	669,269	2,047,985	984,227	3,763	0	42,544	175,827	0	100.00

COMPLETE CARE AT MILFORD MANOR

Provider CCN: 315276

Period:

From: 01/01/2024

To: 12/31/2024

Run Date Time: 5/27/2025 8:15 pm

MCRIF32

Version: 11.1.179.1



COST ALLOCATION - GENERAL SERVICE COSTS

Worksheet B
Part I
PPS

	Cost Center Description	PATIENT ACTIVITIES	Subtotal	Post Stepdown Adjustments	Total		
		15.00	16.00	17.00	18.00		
GENERAL SERVICE COST CENTERS							
1.00	CAP REL COSTS - BLDGS & FIXTURES						1.00
2.00	CAP REL COSTS - MOVABLE EQUIPMENT						2.00
3.00	EMPLOYEE BENEFITS						3.00
4.00	ADMINISTRATIVE & GENERAL						4.00
5.00	PLANT OPERATION, MAINT. & REPAIRS						5.00
6.00	LAUNDRY & LINEN SERVICE						6.00
7.00	HOUSEKEEPING						7.00
8.00	DIETARY						8.00
9.00	NURSING ADMINISTRATION						9.00
10.00	CENTRAL SERVICES & SUPPLY						10.00
11.00	PHARMACY						11.00
12.00	MEDICAL RECORDS & LIBRARY						12.00
13.00	SOCIAL SERVICE						13.00
14.00	NURSING AND ALLIED HEALTH EDUCATION						14.00
15.00	PATIENT ACTIVITIES	393,998					15.00
INPATIENT ROUTINE SERVICE COST CENTERS							
30.00	SKILLED NURSING FACILITY	393,998	11,555,869	0	11,555,869		30.00
31.00	NURSING FACILITY	0	0	0	0		31.00
32.00	ICF/IID	0	0	0	0		32.00
33.00	OTHER LONG TERM CARE	0	0	0	0		33.00
ANCILLARY SERVICE COST CENTERS							
40.00	RADIOLOGY	0	17,194	0	17,194		40.00
41.00	LABORATORY	0	33,178	0	33,178		41.00
42.00	INTRAVENOUS THERAPY	0	0	0	0		42.00
43.00	OXYGEN (INHALATION) THERAPY	0	14,503	0	14,503		43.00
44.00	PHYSICAL THERAPY	0	470,490	0	470,490		44.00
45.00	OCCUPATIONAL THERAPY	0	436,846	0	436,846		45.00
46.00	SPEECH PATHOLOGY	0	199,038	0	199,038		46.00
47.00	ELECTROCARDIOLOGY	0	0	0	0		47.00
48.00	MEDICAL SUPPLIES CHARGED TO PATIENTS	0	0	0	0		48.00
49.00	DRUGS CHARGED TO PATIENTS	0	267,238	0	267,238		49.00
50.00	DENTAL CARE - TITLE XIX ONLY	0	0	0	0		50.00
51.00	SUPPORT SURFACES	0	0	0	0		51.00
OUTPATIENT SERVICE COST CENTERS							
60.00	CLINIC	0	0	0	0		60.00
61.00	RURAL HEALTH CLINIC	0	0	0	0		61.00
62.00	FQHC						62.00
OTHER REIMBURSABLE COST CENTERS							
70.00	HOME HEALTH AGENCY COST	0	0	0	0		70.00
71.00	AMBULANCE	0	5,301	0	5,301		71.00
73.00	CMHC	0	0	0	0		73.00
SPECIAL PURPOSE COST CENTERS							
80.00	MALPRACTICE PREMIUMS & PAID LOSSES						80.00
81.00	INTEREST EXPENSE						81.00
82.00	UTILIZATION REVIEW - SNF						82.00
83.00	HOSPICE	0	0	0	0		83.00
89.00	SUBTOTALS (sum of lines 1-84)	393,998	12,999,657	0	12,999,657		89.00
NONREIMBURSABLE COST CENTERS							
90.00	GIFT, FLOWER, COFFEE SHOPS & CANTEEN	0	0	0	0		90.00
91.00	BARBER AND BEAUTY SHOP	0	12,852	0	12,852		91.00
92.00	PHYSICIANS PRIVATE OFFICES	0	0	0	0		92.00
93.00	NONPAID WORKERS	0	0	0	0		93.00
94.00	PATIENTS LAUNDRY	0	0	0	0		94.00
98.00	Cross Foot Adjustments	0	0	0	0		98.00
99.00	Negative Cost Centers	0	0	0	0		99.00
100.00	TOTAL	393,998	13,012,509	0	13,012,509		100.00

COMPLETE CARE AT MILFORD MANOR

Provider CCN: 315276

Period:

From: 01/01/2024

To: 12/31/2024

Run Date Time: 5/27/2025 8:15 pm

MCRIF32

Version: 11.1.179.1



ALLOCATION OF CAPITAL RELATED COSTS

Worksheet B
Part II
PPS

	Cost Center Description	Directly Assigned New Capital Related Costs	BLDGS & FIXTURES	MOVABLE EQUIPMENT	Subtotal	EMPLOYEE BENEFITS	ADMINISTRA TIVE & GENERAL	PLANT OPERATION, MAINT. & REPAIRS	LAUNDRY & LINEN SERVICE	
		0	1.00	2.00	2A	3.00	4.00	5.00	6.00	
GENERAL SERVICE COST CENTERS										
1.00	CAP REL COSTS - BLDGS & FIXTURES									1.00
2.00	CAP REL COSTS - MOVABLE EQUIPMENT									2.00
3.00	EMPLOYEE BENEFITS	0	0	0	0	0				3.00
4.00	ADMINISTRATIVE & GENERAL	0	27,535	0	27,535	0	27,535			4.00
5.00	PLANT OPERATION, MAINT. & REPAIRS	0	30,027	0	30,027	0	1,482	31,509		5.00
6.00	LAUNDRY & LINEN SERVICE	0	36,169	0	36,169	0	185	993	37,347	6.00
7.00	HOUSEKEEPING	0	40,422	0	40,422	0	1,364	1,109	0	7.00
8.00	DIETARY	0	205,247	0	205,247	0	3,797	5,632	0	8.00
9.00	NURSING ADMINISTRATION	0	7,732	0	7,732	0	2,062	212	0	9.00
10.00	CENTRAL SERVICES & SUPPLY	0	1,546	0	1,546	0	4	42	0	10.00
11.00	PHARMACY	0	0	0	0	0	0	0	0	11.00
12.00	MEDICAL RECORDS & LIBRARY	0	0	0	0	0	90	0	0	12.00
13.00	SOCIAL SERVICE	0	6,744	0	6,744	0	354	185	0	13.00
14.00	NURSING AND ALLIED HEALTH EDUCATION	0	0	0	0	0	0	0	0	14.00
15.00	PATIENT ACTIVITIES	0	30,886	0	30,886	0	753	848	0	15.00
INPATIENT ROUTINE SERVICE COST CENTERS										
30.00	SKILLED NURSING FACILITY	0	755,221	0	755,221	0	14,539	20,725	37,347	30.00
31.00	NURSING FACILITY	0	0	0	0	0	0	0	0	31.00
32.00	ICF/IID	0	0	0	0	0	0	0	0	32.00
33.00	OTHER LONG TERM CARE	0	0	0	0	0	0	0	0	33.00
ANCILLARY SERVICE COST CENTERS										
40.00	RADIOLOGY	0	0	0	0	0	36	0	0	40.00
41.00	LABORATORY	0	0	0	0	0	70	0	0	41.00
42.00	INTRAVENOUS THERAPY	0	0	0	0	0	0	0	0	42.00
43.00	OXYGEN (INHALATION) THERAPY	0	0	0	0	0	31	0	0	43.00
44.00	PHYSICAL THERAPY	0	20,361	0	20,361	0	942	559	0	44.00
45.00	OCCUPATIONAL THERAPY	0	15,679	0	15,679	0	883	430	0	45.00
46.00	SPEECH PATHOLOGY	0	13,016	0	13,016	0	387	357	0	46.00
47.00	ELECTROCARDIOLOGY	0	0	0	0	0	0	0	0	47.00
48.00	MEDICAL SUPPLIES CHARGED TO PATIENTS	0	0	0	0	0	0	0	0	48.00
49.00	DRUGS CHARGED TO PATIENTS	0	10,052	0	10,052	0	531	276	0	49.00
50.00	DENTAL CARE - TITLE XIX ONLY	0	0	0	0	0	0	0	0	50.00
51.00	SUPPORT SURFACES	0	0	0	0	0	0	0	0	51.00
OUTPATIENT SERVICE COST CENTERS										
60.00	CLINIC	0	0	0	0	0	0	0	0	60.00
61.00	RURAL HEALTH CLINIC	0	0	0	0	0	0	0	0	61.00
62.00	FQHC									62.00
OTHER REIMBURSABLE COST CENTERS										
70.00	HOME HEALTH AGENCY COST	0	0	0	0	0	0	0	0	70.00
71.00	AMBULANCE	0	0	0	0	0	11	0	0	71.00
73.00	CMHC	0	0	0	0	0	0	0	0	73.00
SPECIAL PURPOSE COST CENTERS										
80.00	MALPRACTICE PREMIUMS & PAID LOSSES									80.00
81.00	INTEREST EXPENSE									81.00
82.00	UTILIZATION REVIEW - SNF									82.00
83.00	HOSPICE	0	0	0	0	0	0	0	0	83.00
89.00	SUBTOTALS (sum of lines 1-84)	0	1,200,637	0	1,200,637	0	27,521	31,368	37,347	89.00
NONREIMBURSABLE COST CENTERS										
90.00	GIFT, FLOWER, COFFEE SHOPS & CANTEEN	0	0	0	0	0	0	0	0	90.00
91.00	BARBER AND BEAUTY SHOP	0	5,155	0	5,155	0	14	141	0	91.00
92.00	PHYSICIANS PRIVATE OFFICES	0	0	0	0	0	0	0	0	92.00
93.00	NONPAID WORKERS	0	0	0	0	0	0	0	0	93.00
94.00	PATIENTS LAUNDRY	0	0	0	0	0	0	0	0	94.00

COMPLETE CARE AT MILFORD MANOR	Period:	Run Date Time:	5/27/2025 8:15 pm
Provider CCN: 315276	From: 01/01/2024	MCRIF32	2540-10
	To: 12/31/2024	Version:	11.1.179.1



ALLOCATION OF CAPITAL RELATED COSTS

Worksheet B
Part II
PPS

	Cost Center Description	Directly Assigned New Capital Related Costs	BLDGS & FIXTURES	MOVABLE EQUIPMENT	Subtotal	EMPLOYEE BENEFITS	ADMINISTRA TIVE & GENERAL	PLANT OPERATION, MAINT. & REPAIRS	LAUNDRY & LINEN SERVICE	
		0	1.00	2.00	2A	3.00	4.00	5.00	6.00	
98.00	Cross Foot Adjustments								0	98.00
99.00	Negative Cost Centers		0	0	0	0	0	0	0	99.00
100.00	TOTAL	0	1,205,792	0	1,205,792	0	27,535	31,509	37,347	100.00

COMPLETE CARE AT MILFORD MANOR

Provider CCN: 315276

Period:

From: 01/01/2024

To: 12/31/2024

Run Date Time: 5/27/2025 8:15 pm

MCRIF32

Version: 11.1.179.1



ALLOCATION OF CAPITAL RELATED COSTS

Worksheet B
Part II
PPS

	Cost Center Description	HOUSEKEEPING	DIETARY	NURSING ADMINISTRATION	CENTRAL SERVICES & SUPPLY	PHARMACY	MEDICAL RECORDS & LIBRARY	SOCIAL SERVICE	NURSING AND ALLIED HEALTH EDUCATION	
		7.00	8.00	9.00	10.00	11.00	12.00	13.00	14.00	
GENERAL SERVICE COST CENTERS										
1.00	CAP REL COSTS - BLDGS & FIXTURES									1.00
2.00	CAP REL COSTS - MOVABLE EQUIPMENT									2.00
3.00	EMPLOYEE BENEFITS									3.00
4.00	ADMINISTRATIVE & GENERAL									4.00
5.00	PLANT OPERATION, MAINT. & REPAIRS									5.00
6.00	LAUNDRY & LINEN SERVICE									6.00
7.00	HOUSEKEEPING	42,895								7.00
8.00	DIETARY	8,216	222,892							8.00
9.00	NURSING ADMINISTRATION	310	0	10,316						9.00
10.00	CENTRAL SERVICES & SUPPLY	62	0	0	1,654					10.00
11.00	PHARMACY	0	0	0	0	0				11.00
12.00	MEDICAL RECORDS & LIBRARY	0	0	0	0	0	90			12.00
13.00	SOCIAL SERVICE	270	0	0	0	0	0	7,553		13.00
14.00	NURSING AND ALLIED HEALTH EDUCATION	0	0	0	0	0	0	0	0	14.00
15.00	PATIENT ACTIVITIES	1,236	0	0	0	0	0	0	0	15.00
INPATIENT ROUTINE SERVICE COST CENTERS										
30.00	SKILLED NURSING FACILITY	30,229	222,892	10,316	0	0	90	7,553	0	30.00
31.00	NURSING FACILITY	0	0	0	0	0	0	0	0	31.00
32.00	ICF/IID	0	0	0	0	0	0	0	0	32.00
33.00	OTHER LONG TERM CARE	0	0	0	0	0	0	0	0	33.00
ANCILLARY SERVICE COST CENTERS										
40.00	RADIOLOGY	0	0	0	0	0	0	0	0	40.00
41.00	LABORATORY	0	0	0	0	0	0	0	0	41.00
42.00	INTRAVENOUS THERAPY	0	0	0	0	0	0	0	0	42.00
43.00	OXYGEN (INHALATION) THERAPY	0	0	0	0	0	0	0	0	43.00
44.00	PHYSICAL THERAPY	815	0	0	0	0	0	0	0	44.00
45.00	OCCUPATIONAL THERAPY	628	0	0	0	0	0	0	0	45.00
46.00	SPEECH PATHOLOGY	521	0	0	0	0	0	0	0	46.00
47.00	ELECTROCARDIOLOGY	0	0	0	0	0	0	0	0	47.00
48.00	MEDICAL SUPPLIES CHARGED TO PATIENTS	0	0	0	0	0	0	0	0	48.00
49.00	DRUGS CHARGED TO PATIENTS	402	0	0	1,654	0	0	0	0	49.00
50.00	DENTAL CARE - TITLE XIX ONLY	0	0	0	0	0	0	0	0	50.00
51.00	SUPPORT SURFACES	0	0	0	0	0	0	0	0	51.00
OUTPATIENT SERVICE COST CENTERS										
60.00	CLINIC	0	0	0	0	0	0	0	0	60.00
61.00	RURAL HEALTH CLINIC	0	0	0	0	0	0	0	0	61.00
62.00	FQHC									62.00
OTHER REIMBURSABLE COST CENTERS										
70.00	HOME HEALTH AGENCY COST	0	0	0	0	0	0	0	0	70.00
71.00	AMBULANCE	0	0	0	0	0	0	0	0	71.00
73.00	CMHC	0	0	0	0	0	0	0	0	73.00
SPECIAL PURPOSE COST CENTERS										
80.00	MALPRACTICE PREMIUMS & PAID LOSSES									80.00
81.00	INTEREST EXPENSE									81.00
82.00	UTILIZATION REVIEW - SNF									82.00
83.00	HOSPICE	0	0	0	0	0	0	0	0	83.00
89.00	SUBTOTALS (sum of lines 1-84)	42,689	222,892	10,316	1,654	0	90	7,553	0	89.00
NONREIMBURSABLE COST CENTERS										
90.00	GIFT, FLOWER, COFFEE SHOPS & CANTEEN	0	0	0	0	0	0	0	0	90.00
91.00	BARBER AND BEAUTY SHOP	206	0	0	0	0	0	0	0	91.00
92.00	PHYSICIANS PRIVATE OFFICES	0	0	0	0	0	0	0	0	92.00
93.00	NONPAID WORKERS	0	0	0	0	0	0	0	0	93.00
94.00	PATIENTS LAUNDRY	0	0	0	0	0	0	0	0	94.00

COMPLETE CARE AT MILFORD MANOR	Period:	Run Date Time:	5/27/2025 8:15 pm
Provider CCN: 315276	From: 01/01/2024	MCRIF32	2540-10
	To: 12/31/2024	Version:	11.1.179.1



ALLOCATION OF CAPITAL RELATED COSTS

Worksheet B
Part II
PPS

	Cost Center Description	HOUSEKEEPING	DIETARY	NURSING ADMINISTRATION	CENTRAL SERVICES & SUPPLY	PHARMACY	MEDICAL RECORDS & LIBRARY	SOCIAL SERVICE	NURSING AND ALLIED HEALTH EDUCATION	
		7.00	8.00	9.00	10.00	11.00	12.00	13.00	14.00	
98.00	Cross Foot Adjustments	0	0	0	0	0			0	98.00
99.00	Negative Cost Centers	0	0	0	0	0	0	0	0	99.00
100.00	TOTAL	42,895	222,892	10,316	1,654	0	90	7,553	0	100.00

COMPLETE CARE AT MILFORD MANOR

Provider CCN: 315276

Period:

From: 01/01/2024

To: 12/31/2024

Run Date Time: 5/27/2025 8:15 pm

MCRIF32

Version: 11.1.179.1



ALLOCATION OF CAPITAL RELATED COSTS

Worksheet B
Part II
PPS

	Cost Center Description	PATIENT ACTIVITIES	Subtotal	Post Step-Down Adjustments	Total	
		15.00	16.00	17.00	18.00	
GENERAL SERVICE COST CENTERS						
1.00	CAP REL COSTS - BLDGS & FIXTURES					1.00
2.00	CAP REL COSTS - MOVABLE EQUIPMENT					2.00
3.00	EMPLOYEE BENEFITS					3.00
4.00	ADMINISTRATIVE & GENERAL					4.00
5.00	PLANT OPERATION, MAINT. & REPAIRS					5.00
6.00	LAUNDRY & LINEN SERVICE					6.00
7.00	HOUSEKEEPING					7.00
8.00	DIETARY					8.00
9.00	NURSING ADMINISTRATION					9.00
10.00	CENTRAL SERVICES & SUPPLY					10.00
11.00	PHARMACY					11.00
12.00	MEDICAL RECORDS & LIBRARY					12.00
13.00	SOCIAL SERVICE					13.00
14.00	NURSING AND ALLIED HEALTH EDUCATION					14.00
15.00	PATIENT ACTIVITIES	33,723				15.00
INPATIENT ROUTINE SERVICE COST CENTERS						
30.00	SKILLED NURSING FACILITY	33,723	1,132,635	0	1,132,635	30.00
31.00	NURSING FACILITY	0	0	0	0	31.00
32.00	ICF/IID	0	0	0	0	32.00
33.00	OTHER LONG TERM CARE	0	0	0	0	33.00
ANCILLARY SERVICE COST CENTERS						
40.00	RADIOLOGY	0	36	0	36	40.00
41.00	LABORATORY	0	70	0	70	41.00
42.00	INTRAVENOUS THERAPY	0	0	0	0	42.00
43.00	OXYGEN (INHALATION) THERAPY	0	31	0	31	43.00
44.00	PHYSICAL THERAPY	0	22,677	0	22,677	44.00
45.00	OCCUPATIONAL THERAPY	0	17,620	0	17,620	45.00
46.00	SPEECH PATHOLOGY	0	14,281	0	14,281	46.00
47.00	ELECTROCARDIOLOGY	0	0	0	0	47.00
48.00	MEDICAL SUPPLIES CHARGED TO PATIENTS	0	0	0	0	48.00
49.00	DRUGS CHARGED TO PATIENTS	0	12,915	0	12,915	49.00
50.00	DENTAL CARE - TITLE XIX ONLY	0	0	0	0	50.00
51.00	SUPPORT SURFACES	0	0	0	0	51.00
OUTPATIENT SERVICE COST CENTERS						
60.00	CLINIC	0	0	0	0	60.00
61.00	RURAL HEALTH CLINIC	0	0	0	0	61.00
62.00	FQHC					62.00
OTHER REIMBURSABLE COST CENTERS						
70.00	HOME HEALTH AGENCY COST	0	0	0	0	70.00
71.00	AMBULANCE	0	11	0	11	71.00
73.00	CMHC	0	0	0	0	73.00
SPECIAL PURPOSE COST CENTERS						
80.00	MALPRACTICE PREMIUMS & PAID LOSSES					80.00
81.00	INTEREST EXPENSE					81.00
82.00	UTILIZATION REVIEW - SNF					82.00
83.00	HOSPICE	0	0	0	0	83.00
89.00	SUBTOTALS (sum of lines 1-84)	33,723	1,200,276	0	1,200,276	89.00
NONREIMBURSABLE COST CENTERS						
90.00	GIFT, FLOWER, COFFEE SHOPS & CANTEEN	0	0	0	0	90.00
91.00	BARBER AND BEAUTY SHOP	0	5,516	0	5,516	91.00
92.00	PHYSICIANS PRIVATE OFFICES	0	0	0	0	92.00
93.00	NONPAID WORKERS	0	0	0	0	93.00
94.00	PATIENTS LAUNDRY	0	0	0	0	94.00
98.00	Cross Foot Adjustments	0	0	0	0	98.00
99.00	Negative Cost Centers	0	0	0	0	99.00
100.00	TOTAL	33,723	1,205,792	0	1,205,792	100.00

COMPLETE CARE AT MILFORD MANOR

Provider CCN: 315276

Period:

From: 01/01/2024

To: 12/31/2024

Run Date Time: 5/27/2025 8:15 pm

MCRIF32

Version: 11.1.179.1



COST ALLOCATION - STATISTICAL BASIS

Worksheet B-1

PPS

	Cost Center Description	BLDGS & FIXTURES (SQUARE FEET)	MOVABLE EQUIPMENT (SQUARE FEET)	EMPLOYEE BENEFITS (GROSS SALARIES)	Reconciliation	ADMINISTRATIVE & GENERAL (ACCUM COST)	PLANT OPERATION, MAINT. & REPAIRS (SQUARE FEET)	LAUNDRY & LINEN SERVICE (PATIENT CENSUS)	HOUSEKEEPING (SQUARE FEET)	
		1.00	2.00	3.00	4A	4.00	5.00	6.00	7.00	
GENERAL SERVICE COST CENTERS										
1.00	CAP REL COSTS - BLDGS & FIXTURES	28,070								1.00
2.00	CAP REL COSTS - MOVABLE EQUIPMENT		0							2.00
3.00	EMPLOYEE BENEFITS	0	0	6,124,406						3.00
4.00	ADMINISTRATIVE & GENERAL	641	0	508,707	-2,164,478	10,848,031				4.00
5.00	PLANT OPERATION, MAINT. & REPAIRS	699	0	124,826	0	583,819	26,730			5.00
6.00	LAUNDRY & LINEN SERVICE	842	0	0	0	72,966	842	38,179		6.00
7.00	HOUSEKEEPING	941	0	328,314	0	537,391	941	0	24,947	7.00
8.00	DIETARY	4,778	0	657,999	0	1,496,109	4,778	0	4,778	8.00
9.00	NURSING ADMINISTRATION	180	0	690,121	0	812,555	180	0	180	9.00
10.00	CENTRAL SERVICES & SUPPLY	36	0	0	0	1,546	36	0	36	10.00
11.00	PHARMACY	0	0	0	0	0	0	0	0	11.00
12.00	MEDICAL RECORDS & LIBRARY	0	0	30,412	0	35,467	0	0	0	12.00
13.00	SOCIAL SERVICE	157	0	113,956	0	139,640	157	0	157	13.00
14.00	NURSING AND ALLIED HEALTH EDUCATION	0	0	0	0	0	0	0	0	14.00
15.00	PATIENT ACTIVITIES	719	0	191,421	0	296,677	719	0	719	15.00
INPATIENT ROUTINE SERVICE COST CENTERS										
30.00	SKILLED NURSING FACILITY	17,581	0	3,478,650	0	5,726,786	17,581	38,179	17,581	30.00
31.00	NURSING FACILITY	0	0	0	0	0	0	0	0	31.00
32.00	ICF/IID	0	0	0	0	0	0	0	0	32.00
33.00	OTHER LONG TERM CARE	0	0	0	0	0	0	0	0	33.00
ANCILLARY SERVICE COST CENTERS										
40.00	RADIOLOGY	0	0	0	0	14,334	0	0	0	40.00
41.00	LABORATORY	0	0	0	0	27,659	0	0	0	41.00
42.00	INTRAVENOUS THERAPY	0	0	0	0	0	0	0	0	42.00
43.00	OXYGEN (INHALATION) THERAPY	0	0	0	0	12,091	0	0	0	43.00
44.00	PHYSICAL THERAPY	474	0	0	0	371,276	474	0	474	44.00
45.00	OCCUPATIONAL THERAPY	365	0	0	0	348,046	365	0	365	45.00
46.00	SPEECH PATHOLOGY	303	0	0	0	152,536	303	0	303	46.00
47.00	ELECTROCARDIOLOGY	0	0	0	0	0	0	0	0	47.00
48.00	MEDICAL SUPPLIES CHARGED TO PATIENTS	0	0	0	0	0	0	0	0	48.00
49.00	DRUGS CHARGED TO PATIENTS	234	0	0	0	209,304	234	0	234	49.00
50.00	DENTAL CARE - TITLE XIX ONLY	0	0	0	0	0	0	0	0	50.00
51.00	SUPPORT SURFACES	0	0	0	0	0	0	0	0	51.00
OUTPATIENT SERVICE COST CENTERS										
60.00	CLINIC	0	0	0	0	0	0	0	0	60.00
61.00	RURAL HEALTH CLINIC	0	0	0	0	0	0	0	0	61.00
62.00	FQHC									62.00
OTHER REIMBURSABLE COST CENTERS										
70.00	HOME HEALTH AGENCY COST	0	0	0	0	0	0	0	0	70.00
71.00	AMBULANCE	0	0	0	0	4,419	0	0	0	71.00
73.00	CMHC	0	0	0	0	0	0	0	0	73.00
SPECIAL PURPOSE COST CENTERS										
80.00	MALPRACTICE PREMIUMS & PAID LOSSES									80.00
81.00	INTEREST EXPENSE									81.00
82.00	UTILIZATION REVIEW - SNF									82.00
83.00	HOSPICE	0	0	0	0	0	0	0	0	83.00
89.00	SUBTOTALS (sum of lines 1-84)	27,950	0	6,124,406	-2,164,478	10,842,621	26,610	38,179	24,827	89.00
NONREIMBURSABLE COST CENTERS										
90.00	GIFT, FLOWER, COFFEE SHOPS & CANTEEN	0	0	0	0	0	0	0	0	90.00
91.00	BARBER AND BEAUTY SHOP	120	0	0	0	5,410	120	0	120	91.00
92.00	PHYSICIANS PRIVATE OFFICES	0	0	0	0	0	0	0	0	92.00

COST ALLOCATION - STATISTICAL BASIS

Worksheet B-1

PPS

	Cost Center Description	BLDGS & FIXTURES (SQUARE FEET)	MOVABLE EQUIPMENT (SQUARE FEET)	EMPLOYEE BENEFITS (GROSS SALARIES)	Reconciliation	ADMINISTRATIVE & GENERAL (ACCUM COST)	PLANT OPERATION, MAINT. & REPAIRS (SQUARE FEET)	LAUNDRY & LINEN SERVICE (PATIENT CENSUS)	HOUSEKEEPING (SQUARE FEET)	
		1.00	2.00	3.00	4A	4.00	5.00	6.00	7.00	
93.00	NONPAID WORKERS	0	0	0	0	0	0	0	0	93.00
94.00	PATIENTS LAUNDRY	0	0	0	0	0	0	0	0	94.00
98.00	Cross Foot Adjustments									98.00
99.00	Negative Cost Centers									99.00
102.00	Cost to be allocated (per Wkst. B, Part I)	1,205,792	0	1,017,906		2,164,478	700,307	109,585	669,269	102.00
103.00	Unit cost multiplier (Wkst. B, Part I)	42.956608	0.000000	0.166205		0.199527	26.199289	2.870295	26.827635	103.00
104.00	Cost to be allocated (per Wkst. B, Part II)			0		27,535	31,509	37,347	42,895	104.00
105.00	Unit cost multiplier (Wkst. B, Part II)			0.000000		0.002538	1.178788	0.978208	1.719445	105.00

COMPLETE CARE AT MILFORD MANOR

Provider CCN: 315276

Period:

From: 01/01/2024

To: 12/31/2024

Run Date Time: 5/27/2025 8:15 pm

MCRIF32

Version: 11.1.179.1



COST ALLOCATION - STATISTICAL BASIS

Worksheet B-1

PPS

	Cost Center Description	DIETARY (MEALS SERVED)	NURSING ADMINISTRA TION (DIRECT NURSING)	CENTRAL SERVICES & SUPPLY (COSTED REQUIS)	PHARMACY (COSTED REQUIS.)	MEDICAL RECORDS & LIBRARY (PATIENT CENSUS)	SOCIAL SERVICE (PATIENT CENSUS)	NURSING AND ALLIED HEALTH EDUCATION (ASSIGNED TIME)	PATIENT ACTIVITIES (PATIENT CENSUS)	
		8.00	9.00	10.00	11.00	12.00	13.00	14.00	15.00	
GENERAL SERVICE COST CENTERS										
1.00	CAP REL COSTS - BLDGS & FIXTURES									1.00
2.00	CAP REL COSTS - MOVABLE EQUIPMENT									2.00
3.00	EMPLOYEE BENEFITS									3.00
4.00	ADMINISTRATIVE & GENERAL									4.00
5.00	PLANT OPERATION, MAINT. & REPAIRS									5.00
6.00	LAUNDRY & LINEN SERVICE									6.00
7.00	HOUSEKEEPING									7.00
8.00	DIETARY	114,537								8.00
9.00	NURSING ADMINISTRATION	0	116,389							9.00
10.00	CENTRAL SERVICES & SUPPLY	0	0	199,252						10.00
11.00	PHARMACY	0	0	0	0					11.00
12.00	MEDICAL RECORDS & LIBRARY	0	0	0	0	38,179				12.00
13.00	SOCIAL SERVICE	0	0	0	0	0	38,179			13.00
14.00	NURSING AND ALLIED HEALTH EDUCATION	0	0	0	0	0	0	0		14.00
15.00	PATIENT ACTIVITIES	0	0	0	0	0	0	0	38,179	15.00
INPATIENT ROUTINE SERVICE COST CENTERS										
30.00	SKILLED NURSING FACILITY	114,537	116,389	0	0	38,179	38,179	0	38,179	30.00
31.00	NURSING FACILITY	0	0	0	0	0	0	0	0	31.00
32.00	ICF/IID	0	0	0	0	0	0	0	0	32.00
33.00	OTHER LONG TERM CARE	0	0	0	0	0	0	0	0	33.00
ANCILLARY SERVICE COST CENTERS										
40.00	RADIOLOGY	0	0	0	0	0	0	0	0	40.00
41.00	LABORATORY	0	0	0	0	0	0	0	0	41.00
42.00	INTRAVENOUS THERAPY	0	0	0	0	0	0	0	0	42.00
43.00	OXYGEN (INHALATION) THERAPY	0	0	0	0	0	0	0	0	43.00
44.00	PHYSICAL THERAPY	0	0	0	0	0	0	0	0	44.00
45.00	OCCUPATIONAL THERAPY	0	0	0	0	0	0	0	0	45.00
46.00	SPEECH PATHOLOGY	0	0	0	0	0	0	0	0	46.00
47.00	ELECTROCARDIOLOGY	0	0	0	0	0	0	0	0	47.00
48.00	MEDICAL SUPPLIES CHARGED TO PATIENTS	0	0	0	0	0	0	0	0	48.00
49.00	DRUGS CHARGED TO PATIENTS	0	0	199,252	0	0	0	0	0	49.00
50.00	DENTAL CARE - TITLE XIX ONLY	0	0	0	0	0	0	0	0	50.00
51.00	SUPPORT SURFACES	0	0	0	0	0	0	0	0	51.00
OUTPATIENT SERVICE COST CENTERS										
60.00	CLINIC		0	0		0	0	0	0	60.00
61.00	RURAL HEALTH CLINIC	0	0	0	0	0	0	0	0	61.00
62.00	FQHC									62.00
OTHER REIMBURSABLE COST CENTERS										
70.00	HOME HEALTH AGENCY COST	0	0	0	0	0	0	0	0	70.00
71.00	AMBULANCE	0	0	0	0	0	0	0	0	71.00
73.00	CMHC	0	0	0	0	0	0	0	0	73.00
SPECIAL PURPOSE COST CENTERS										
80.00	MALPRACTICE PREMIUMS & PAID LOSSES									80.00
81.00	INTEREST EXPENSE									81.00
82.00	UTILIZATION REVIEW - SNF									82.00
83.00	HOSPICE	0	0	0	0	0	0	0	0	83.00
89.00	SUBTOTALS (sum of lines 1-84)	114,537	116,389	199,252	0	38,179	38,179	0	38,179	89.00
NONREIMBURSABLE COST CENTERS										
90.00	GIFT, FLOWER, COFFEE SHOPS & CANTEEN	0	0	0	0	0	0	0	0	90.00
91.00	BARBER AND BEAUTY SHOP	0	0	0	0	0	0	0	0	91.00
92.00	PHYSICIANS PRIVATE OFFICES	0	0	0	0	0	0	0	0	92.00

COMPLETE CARE AT MILFORD MANOR

Provider CCN: 315276

Period:

From: 01/01/2024

To: 12/31/2024

Run Date Time:

MCRIF32

Version:

5/27/2025 8:15 pm

2540-10

11.1.179.1



COST ALLOCATION - STATISTICAL BASIS

Worksheet B-1

PPS

	Cost Center Description	DIETARY (MEALS SERVED)	NURSING ADMINISTRA TION (DIRECT NURSING)	CENTRAL SERVICES & SUPPLY (COSTED REQUIS)	PHARMACY (COSTED REQUIS.)	MEDICAL RECORDS & LIBRARY (PATIENT CENSUS)	SOCIAL SERVICE (PATIENT CENSUS)	NURSING AND ALLIED HEALTH EDUCATION (ASSIGNED TIME)	PATIENT ACTIVITIES (PATIENT CENSUS)	
		8.00	9.00	10.00	11.00	12.00	13.00	14.00	15.00	
93.00	NONPAID WORKERS	0	0	0	0	0	0	0	0	93.00
94.00	PATIENTS LAUNDRY	0	0	0	0	0	0	0	0	94.00
98.00	Cross Foot Adjustments									98.00
99.00	Negative Cost Centers									99.00
102.00	Cost to be allocated (per Wkst. B, Part I)	2,047,985	984,227	3,763	0	42,544	175,827	0	393,998	102.00
103.00	Unit cost multiplier (Wkst. B, Part I)	17.880554	8.456358	0.018886	0.000000	1.114330	4.605333	0.000000	10.319757	103.00
104.00	Cost to be allocated (per Wkst. B, Part II)	222,892	10,316	1,654	0	90	7,553	0	33,723	104.00
105.00	Unit cost multiplier (Wkst. B, Part II)	1.946026	0.088634	0.008301	0.000000	0.002357	0.197831	0.000000	0.883287	105.00

COMPLETE CARE AT MILFORD MANOR

Period:

Run Date Time:

5/27/2025 8:15 pm



Provider CCN: 315276

From: 01/01/2024

MCRIF32

2540-10

To: 12/31/2024

Version:

11.1.179.1

RATIO OF COST TO CHARGES FOR ANCILLARY AND OUTPATIENT COST CENTERS

Worksheet C

PPS

	Cost Center Description	Total (from Wkst. B, Pt I, col. 18)	Total Charges	Ratio (col. 1 divided by col. 2)	
		1.00	2.00	3.00	
ANCILLARY SERVICE COST CENTERS					
40.00	RADIOLOGY	17,194	446	38.551570	40.00
41.00	LABORATORY	33,178	541	61.327172	41.00
42.00	INTRAVENOUS THERAPY	0	0	0.000000	42.00
43.00	OXYGEN (INHALATION) THERAPY	14,503	446	32.517937	43.00
44.00	PHYSICAL THERAPY	470,490	523,087	0.899449	44.00
45.00	OCCUPATIONAL THERAPY	436,846	501,209	0.871585	45.00
46.00	SPEECH PATHOLOGY	199,038	285,043	0.698274	46.00
47.00	ELECTROCARDIOLOGY	0	0	0.000000	47.00
48.00	MEDICAL SUPPLIES CHARGED TO PATIENTS	0	0	0.000000	48.00
49.00	DRUGS CHARGED TO PATIENTS	267,238	199,252	1.341206	49.00
50.00	DENTAL CARE - TITLE XIX ONLY	0	0	0.000000	50.00
51.00	SUPPORT SURFACES	0	0	0.000000	51.00
OUTPATIENT SERVICE COST CENTERS					
60.00	CLINIC	0	0	0.000000	60.00
61.00	RURAL HEALTH CLINIC				61.00
62.00	FQHC				62.00
71.00	AMBULANCE	5,301	726	7.301653	71.00
100.00	Total	1,443,788	1,510,750		100.00

COMPLETE CARE AT MILFORD MANOR		Period:	Run Date Time:	5/27/2025 8:15 pm
Provider CCN: 315276		From: 01/01/2024	MCRIF32	2540-10
		To: 12/31/2024	Version:	11.1.179.1



APPORTIONMENT OF ANCILLARY AND OUTPATIENT COSTS

Worksheet D

Part I

Title XVIII

Skilled Nursing Facility

PPS

PART I - CALCULATION OF ANCILLARY AND OUTPATIENT COST							
		Ratio of Cost to Charges (Fr. Wkst. C Column 3)	Health Care Program Charges		Health Care Program Cost		
			Part A	Part B	Part A (col. 1 x col. 2)	Part B (col. 1 x col. 3)	
		1.00	2.00	3.00	4.00	5.00	
ANCILLARY SERVICE COST CENTERS							
40.00	RADIOLOGY	38.551570	0	0	0	0	40.00
41.00	LABORATORY	61.327172	541	0	33,178	0	41.00
42.00	INTRAVENOUS THERAPY	0.000000	0	0	0	0	42.00
43.00	OXYGEN (INHALATION) THERAPY	32.517937	446	0	14,503	0	43.00
44.00	PHYSICAL THERAPY	0.899449	210,299	0	189,153	0	44.00
45.00	OCCUPATIONAL THERAPY	0.871585	211,143	0	184,029	0	45.00
46.00	SPEECH PATHOLOGY	0.698274	85,797	0	59,910	0	46.00
47.00	ELECTROCARDIOLOGY	0.000000	0	0	0	0	47.00
48.00	MEDICAL SUPPLIES CHARGED TO PATIENTS	0.000000	0	0	0	0	48.00
49.00	DRUGS CHARGED TO PATIENTS	1.341206	81,402	0	109,177	0	49.00
50.00	DENTAL CARE - TITLE XIX ONLY	0.000000	0		0		50.00
51.00	SUPPORT SURFACES	0.000000	0	0	0	0	51.00
OUTPATIENT SERVICE COST CENTERS							
60.00	CLINIC	0.000000	0	0	0	0	60.00
61.00	RURAL HEALTH CLINIC						61.00
62.00	FQHC						62.00
71.00	AMBULANCE (2)	7.301653		0		0	71.00
100.00	Total (Sum of lines 40 - 71)		589,628	0	589,950	0	100.00

(1) For titles V and XIX use columns 1, 2 and 4 only.

(2) Line 71 columns 2 and 4 are for titles V and XIX. No amounts should be entered here for title XVIII.

COMPLETE CARE AT MILFORD MANOR		Period:	Run Date Time:	5/27/2025 8:15 pm
Provider CCN: 315276		From: 01/01/2024	MCRIF32	2540-10
		To: 12/31/2024	Version:	11.1.179.1



APPORTIONMENT OF ANCILLARY AND OUTPATIENT COSTS

Worksheet D

Parts II-III

Title XVIII

Skilled Nursing Facility

PPS

PART II - APPORTIONMENT OF VACCINE COST


		1.00	
1.00	Drugs charged to patients - ratio of cost to charges (From Worksheet C, column 3, line 49)	1.341206	1.00
2.00	Program vaccine charges (From your records, or the PS&R)	25,030	2.00
3.00	Program costs (Line 1 x line 2) (Title XVIII, PPS providers, transfer this amount to Worksheet E, Part I, line 18)	33,570	3.00

PART III - CALCULATION OF PASS THROUGH COSTS FOR NURSING & ALLIED HEALTH

	Cost Center Description	Total Cost (From Wkst. B, Part I, Col. 18)	Nursing & Allied Health (From Wkst. B, Part I, Col. 14)	Ratio of Nursing & Allied Health Costs to Total Costs - Part A (Col. 2 / Col. 1)	Program Part A Cost (From Wkst. D Part I, Col. 4)	Part A Nursing & Allied Health Costs for Pass Through (Col. 3 x Col. 4)	
		1.00	2.00	3.00	4.00	5.00	

ANCILLARY SERVICE COST CENTERS

40.00	RADIOLOGY	17,194	0	0.000000	0	0	40.00
41.00	LABORATORY	33,178	0	0.000000	33,178	0	41.00
42.00	INTRAVENOUS THERAPY	0	0	0.000000	0	0	42.00
43.00	OXYGEN (INHALATION) THERAPY	14,503	0	0.000000	14,503	0	43.00
44.00	PHYSICAL THERAPY	470,490	0	0.000000	189,153	0	44.00
45.00	OCCUPATIONAL THERAPY	436,846	0	0.000000	184,029	0	45.00
46.00	SPEECH PATHOLOGY	199,038	0	0.000000	59,910	0	46.00
47.00	ELECTROCARDIOLOGY	0	0	0.000000	0	0	47.00
48.00	MEDICAL SUPPLIES CHARGED TO PATIENTS	0	0	0.000000	0	0	48.00
49.00	DRUGS CHARGED TO PATIENTS	267,238	0	0.000000	109,177	0	49.00
50.00	DENTAL CARE - TITLE XIX ONLY	0	0	0.000000	0	0	50.00
51.00	SUPPORT SURFACES	0	0	0.000000	0	0	51.00
100.00	Total (Sum of lines 40 - 52)	1,438,487	0		589,950	0	100.00

COMPLETE CARE AT MILFORD MANOR		Period:	Run Date Time:	5/27/2025 8:15 pm	
Provider CCN: 315276		From: 01/01/2024	MCRIF32	2540-10	
		To: 12/31/2024	Version:	11.1.179.1	

COMPUTATION OF INPATIENT ROUTINE COSTS

Worksheet D-1

Part I

Title XVIII

Skilled Nursing Facility

PPS

PART I CALCULATION OF INPATIENT ROUTINE COSTS		
		1.00
INPATIENT DAYS		
1.00	Inpatient days including private room days	38,179 1.00
2.00	Private room days	0 2.00
3.00	Inpatient days including private room days applicable to the Program	5,495 3.00
4.00	Medically necessary private room days applicable to the Program	0 4.00
5.00	Total general inpatient routine service cost	11,555,869 5.00
PRIVATE ROOM DIFFERENTIAL ADJUSTMENT		
6.00	General inpatient routine service charges	14,689,307 6.00
7.00	General inpatient routine service cost/charge ratio (Line 5 divided by line 6)	0.786686 7.00
8.00	Enter private room charges from your records	0 8.00
9.00	Average private room per diem charge (Private room charges line 8 divided by private room days, line 2)	0.00 9.00
10.00	Enter semi-private room charges from your records	0 10.00
11.00	Average semi-private room per diem charge (Semi-private room charges line 10, divided by semi-private room days)	0.00 11.00
12.00	Average per diem private room charge differential (Line 9 minus line 11)	0.00 12.00
13.00	Average per diem private room cost differential (Line 7 times line 12)	0.00 13.00
14.00	Private room cost differential adjustment (Line 2 times line 13)	0 14.00
15.00	General inpatient routine service cost net of private room cost differential (Line 5 minus line 14)	11,555,869 15.00
PROGRAM INPATIENT ROUTINE SERVICE COSTS		
16.00	Adjusted general inpatient service cost per diem (Line 15 divided by line 1)	302.68 16.00
17.00	Program routine service cost (Line 3 times line 16)	1,663,227 17.00
18.00	Medically necessary private room cost applicable to program (line 4 times line 13)	0 18.00
19.00	Total program general inpatient routine service cost (Line 17 plus line 18)	1,663,227 19.00
20.00	Capital related cost allocated to inpatient routine service costs (From Wkst. B, Part II column 18, line 30 for SNF; line 31 for NF, or line 32 for ICF/IID)	1,132,635 20.00
21.00	Per diem capital related costs (Line 20 divided by line 1)	29.67 21.00
22.00	Program capital related cost (Line 3 times line 21)	163,037 22.00
23.00	Inpatient routine service cost (Line 19 minus line 22)	1,500,190 23.00
24.00	Aggregate charges to beneficiaries for excess costs (From provider records)	0 24.00
25.00	Total program routine service costs for comparison to the cost limitation (Line 23 minus line 24)	1,500,190 25.00
26.00	Enter the per diem limitation (1)	
27.00	Inpatient routine service cost limitation (Line 3 times the per diem limitation line 26) (1)	
28.00	Reimbursable inpatient routine service costs (Line 22 plus the lesser of line 25 or line 27) (Transfer to Worksheet E, Part II, line 4) (See instructions)	
PART II CALCULATION OF INPATIENT NURSING & ALLIED HEALTH COSTS FOR PPS PASS-THROUGH		
		1.00
1.00	Total SNF inpatient days	38,179 1.00
2.00	Program inpatient days (see instructions)	5,495 2.00
3.00	Total nursing & allied health costs. (see instructions)(Do not complete for titles V or XIX)	0 3.00
4.00	Nursing & allied health ratio. (line 2 divided by line 1)	0.143927 4.00
5.00	Program nursing & allied health costs for pass-through. (line 3 times line 4)	0 5.00

COMPLETE CARE AT MILFORD MANOR

Provider CCN: 315276

Period:
From: 01/01/2024
To: 12/31/2024Run Date Time: 5/27/2025 8:15 pm
MCRIF32
Version: 11.1.179.1

CALCULATION OF REIMBURSEMENT SETTLEMENT FOR TITLE XVIII

Worksheet E

Part I

Title XVIII

Skilled Nursing Facility


PPS

PART A - INPATIENT SERVICE PPS PROVIDER COMPUTATION OF REIMBURSEMENT

		1.00	
1.00	Inpatient PPS amount (See Instructions)	5,109,864	1.00
2.00	Nursing and Allied Health Education Activities (pass through payments)	0	2.00
3.00	Subtotal (Sum of lines 1 and 2)	5,109,864	3.00
4.00	Primary payor amounts	2,304	4.00
5.00	Coinsurance	771,528	5.00
6.00	Allowable bad debts (From your records)	613,528	6.00
7.00	Allowable Bad debts for dual eligible beneficiaries (See instructions)	335,641	7.00
8.00	Adjusted reimbursable bad debts. (See instructions)	398,793	8.00
9.00	Recovery of bad debts - for statistical records only	0	9.00
10.00	Utilization review	0	10.00
11.00	Subtotal (See instructions)	4,734,825	11.00
12.00	Interim payments (See instructions)	4,249,311	12.00
13.00	Tentative adjustment	0	13.00
14.00	OTHER adjustment (See instructions)	0	14.00
14.50	Demonstration payment adjustment amount before sequestration	0	14.50
14.55	Demonstration payment adjustment amount after sequestration	0	14.55
14.75	Sequestration for non-claims based amounts (see instructions)	7,976	14.75
14.99	Sequestration amount (see instructions)	86,721	14.99
15.00	Balance due provider/program (see Instructions)	390,817	15.00
16.00	Protested amounts (Nonallowable cost report items in accordance with CMS Pub. 15-2, section 115.2)	0	16.00

PART B - ANCILLARY SERVICE COMPUTATION OF REIMBURSEMENT LESSER OF COST OR CHARGES - TITLE XVIII ONLY

17.00	Ancillary services Part B	0	17.00
18.00	Vaccine cost (From Wkst D, Part II, line 3)	33,570	18.00
19.00	Total reasonable costs (Sum of lines 17 and 18)	33,570	19.00
20.00	Medicare Part B ancillary charges (See instructions)	25,030	20.00
21.00	Cost of covered services (Lesser of line 19 or line 20)	25,030	21.00
22.00	Primary payor amounts	0	22.00
23.00	Coinsurance and deductibles	0	23.00
24.00	Allowable bad debts (From your records)	0	24.00
24.01	Allowable Bad debts for dual eligible beneficiaries (see instructions)	0	24.01
24.02	Adjusted reimbursable bad debts (see instructions)	0	24.02
25.00	Subtotal (Sum of lines 21 and 24, minus lines 22 and 23)	25,030	25.00
26.00	Interim payments (See instructions)	19,133	26.00
27.00	Tentative adjustment	0	27.00
28.00	Other Adjustments (See instructions) Specify	0	28.00
28.50	Demonstration payment adjustment amount before sequestration	0	28.50
28.55	Demonstration payment adjustment amount after sequestration	0	28.55
28.99	Sequestration amount (see instructions)	501	28.99
29.00	Balance due provider/program (see instructions)	5,396	29.00
30.00	Protested amounts (Nonallowable cost report items) in accordance with CMS Pub.15-2, section 115.2	0	30.00

COMPLETE CARE AT MILFORD MANOR	Period:	Run Date Time:	5/27/2025 8:15 pm	
Provider CCN: 315276	From: 01/01/2024	MCRIF32	2540-10	
	To: 12/31/2024	Version:	11.1.179.1	

ANALYSIS OF PAYMENTS TO PROVIDERS FOR SERVICES RENDERED

Worksheet E-1

Title XVIII Skilled Nursing Facility PPS

	DESCRIPTION	Inpatient Part A		Part B		
		mm/dd/yyyy	Amount	mm/dd/yyyy	Amount	
		1.00	2.00	3.00	4.00	
1.00	Total interim payments paid to provider		4,249,311		19,133	1.00
2.00	Interim payments payable on individual bills, either submitted or to be submitted to the contractor for services rendered in the cost reporting period. If none, enter zero		0		0	2.00
3.00	List separately each retroactive lump sum adjustment amount based on subsequent revision of the interim rate for the cost reporting period. Also show date of each payment. If none, write "NONE" or enter a zero. (1)					3.00
Program to Provider						
3.01	ADJUSTMENTS TO PROVIDER		0		0	3.01
3.02			0		0	3.02
3.03			0		0	3.03
3.04			0		0	3.04
3.05			0		0	3.05
Provider to Program						
3.50	ADJUSTMENTS TO PROGRAM		0		0	3.50
3.51			0		0	3.51
3.52			0		0	3.52
3.53			0		0	3.53
3.54			0		0	3.54
3.99	Subtotal (Sum of lines 3.01 - 3.49 minus sum of lines 3.50 - 3.98)		0		0	3.99
4.00	Total interim payments (sum of lines 1, 2, and 3.99) (Transfer to Wkst. E, Part I line 12 for Part A, and line 26 for Part B)		4,249,311		19,133	4.00
TO BE COMPLETED BY CONTRACTOR						
5.00	List separately each tentative settlement payment after desk review. Also show date of each payment. If none, write "NONE" or enter a zero. (1)					5.00
Program to Provider						
5.01	TENTATIVE TO PROVIDER		0		0	5.01
5.02			0		0	5.02
5.03			0		0	5.03
Provider to Program						
5.50	TENTATIVE TO PROGRAM		0		0	5.50
5.51			0		0	5.51
5.52			0		0	5.52
5.99	Subtotal (Sum of lines 5.01 - 5.49 minus sum of lines 5.50 - 5.98)		0		0	5.99
6.00	Determined net settlement amount (balance due) based on the cost report. (1)					6.00
6.01	PROGRAM TO PROVIDER		390,817		5,396	6.01
6.02	PROVIDER TO PROGRAM		0		0	6.02
7.00	Total Medicare program liability (see instructions)		4,640,128		24,529	7.00
Contractor Name		Contractor Number				
1.00		2.00				
8.00						8.00

(1) On lines 3, 5, and 6, where an amount is due "Provider to Program", show the amount and date on which the provider agrees to the amount of repayment even though total repayment is not accomplished until a later date.

COMPLETE CARE AT MILFORD MANOR

Provider CCN: 315276

Period:

From: 01/01/2024

To: 12/31/2024

Run Date Time: 5/27/2025 8:15 pm

MCRIF32

Version: 11.1.179.1



BALANCE SHEET (If you are nonproprietary and do not maintain fund-type accounting records,
complete the "General Fund" column only)

Worksheet G

PPS

		General Fund	Specific Purpose Fund	Endowment Fund	Plant Fund	
		1.00	2.00	3.00	4.00	
Assets						
CURRENT ASSETS						
1.00	Cash on hand and in banks	115,767	0	0	0	1.00
2.00	Temporary investments	0	0	0	0	2.00
3.00	Notes receivable	0	0	0	0	3.00
4.00	Accounts receivable	3,210,317	0	0	0	4.00
5.00	Other receivables	0	0	0	0	5.00
6.00	Less: allowances for uncollectible notes and accounts receivable	0	0	0	0	6.00
7.00	Inventory	0	0	0	0	7.00
8.00	Prepaid expenses	78,310	0	0	0	8.00
9.00	Other current assets	500	0	0	0	9.00
10.00	Due from other funds	0	0	0	0	10.00
11.00	TOTAL CURRENT ASSETS (Sum of lines 1 - 10)	3,404,894	0	0	0	11.00
FIXED ASSETS						
12.00	Land	0	0	0	0	12.00
13.00	Land improvements	0	0	0	0	13.00
14.00	Less: Accumulated depreciation	0	0	0	0	14.00
15.00	Buildings	0	0	0	0	15.00
16.00	Less Accumulated depreciation	0	0	0	0	16.00
17.00	Leasehold improvements	155,912	0	0	0	17.00
18.00	Less: Accumulated Amortization	0	0	0	0	18.00
19.00	Fixed equipment	0	0	0	0	19.00
20.00	Less: Accumulated depreciation	0	0	0	0	20.00
21.00	Automobiles and trucks	0	0	0	0	21.00
22.00	Less: Accumulated depreciation	0	0	0	0	22.00
23.00	Major movable equipment	884,269	0	0	0	23.00
24.00	Less: Accumulated depreciation	-193,246	0	0	0	24.00
25.00	Minor equipment - Depreciable	0	0	0	0	25.00
26.00	Minor equipment nondepreciable	0	0	0	0	26.00
27.00	Other fixed assets	0	0	0	0	27.00
28.00	TOTAL FIXED ASSETS (Sum of lines 12 - 27)	846,935	0	0	0	28.00
OTHER ASSETS						
29.00	Investments	0	0	0	0	29.00
30.00	Deposits on leases	0	0	0	0	30.00
31.00	Due from owners/officers	374,295	0	0	0	31.00
32.00	Other assets	90,426	0	0	0	32.00
33.00	TOTAL OTHER ASSETS (Sum of lines 29 - 32)	464,721	0	0	0	33.00
34.00	TOTAL ASSETS (Sum of lines 11, 28, and 33)	4,716,550	0	0	0	34.00
Liabilities and Fund Balances						
CURRENT LIABILITIES						
35.00	Accounts payable	885,466	0	0	0	35.00
36.00	Salaries, wages, and fees payable	1,663,165	0	0	0	36.00
37.00	Payroll taxes payable	0	0	0	0	37.00
38.00	Notes & loans payable (Short term)	0	0	0	0	38.00
39.00	Deferred income	953,724	0	0	0	39.00
40.00	Accelerated payments	0				40.00
41.00	Due to other funds	0	0	0	0	41.00
42.00	Other current liabilities	0	0	0	0	42.00
43.00	TOTAL CURRENT LIABILITIES (Sum of lines 35 - 42)	3,502,355	0	0	0	43.00
LONG TERM LIABILITIES						
44.00	Mortgage payable	0	0	0	0	44.00
45.00	Notes payable	0	0	0	0	45.00
46.00	Unsecured loans	0	0	0	0	46.00
47.00	Loans from owners:	0	0	0	0	47.00
48.00	Other long term liabilities	-2,386,996	0	0	0	48.00
49.00	OTHER (SPECIFY)	0	0	0	0	49.00
50.00	TOTAL LONG TERM LIABILITIES (Sum of lines 44 - 49)	-2,386,996	0	0	0	50.00

COMPLETE CARE AT MILFORD MANOR

Provider CCN: 315276

Period:

From: 01/01/2024

To: 12/31/2024

Run Date Time:

MCRIF32

Version:

5/27/2025 8:15 pm

2540-10

11.1.179.1



BALANCE SHEET (If you are nonproprietary and do not maintain fund-type accounting records,
complete the "General Fund" column only)

Worksheet G

PPS

		General Fund	Specific Purpose Fund	Endowment Fund	Plant Fund	
		1.00	2.00	3.00	4.00	
51.00	TOTAL LIABILITIES (Sum of lines 43 and 50)	1,115,359	0	0	0	51.00
CAPITAL ACCOUNTS						
52.00	General fund balance	3,601,191				52.00
53.00	Specific purpose fund		0			53.00
54.00	Donor created - endowment fund balance - restricted			0		54.00
55.00	Donor created - endowment fund balance - unrestricted			0		55.00
56.00	Governing body created - endowment fund balance			0		56.00
57.00	Plant fund balance - invested in plant				0	57.00
58.00	Plant fund balance - reserve for plant improvement, replacement, and expansion				0	58.00
59.00	TOTAL FUND BALANCES (Sum of lines 52 thru 58)	3,601,191	0	0	0	59.00
60.00	TOTAL LIABILITIES AND FUND BALANCES (Sum of lines 51 and 59)	4,716,550	0	0	0	60.00

() = contra amount

COMPLETE CARE AT MILFORD MANOR

Provider CCN: 315276

Period:

From: 01/01/2024

To: 12/31/2024

Run Date Time:

MCRIF32

Version:

5/27/2025 8:15 pm

2540-10

11.1.179.1



STATEMENT OF CHANGES IN FUND BALANCES

Worksheet G-1

PPS

		General Fund		Special Purpose Fund		Endowment Fund		Plant Fund		
		1.00	2.00	3.00	4.00	5.00	6.00	7.00	8.00	
1.00	Fund balances at beginning of period				0		0		0	1.00
2.00	Net income (loss) (from Wkst. G-3, line 31)		2,442,972							2.00
3.00	Total (sum of line 1 and line 2)		3,769,981		0		0		0	3.00
4.00	Additions (credit adjustments)									4.00
5.00	ROUNDING	1		0		0		0		5.00
6.00		0		0		0		0		6.00
7.00		0		0		0		0		7.00
8.00		0		0		0		0		8.00
9.00		0		0		0		0		9.00
10.00	Total additions (sum of line 5 - 9)		1		0		0		0	10.00
11.00	Subtotal (line 3 plus line 10)		3,769,982		0		0		0	11.00
12.00	Deductions (debit adjustments)									12.00
13.00		0		0		0		0		13.00
14.00		0		0		0		0		14.00
15.00	OTHER DEDUCTIONS	168,791		0		0		0		15.00
16.00		0		0		0		0		16.00
17.00		0		0		0		0		17.00
18.00	Total deductions (sum of lines 13 - 17)		168,791		0		0		0	18.00
19.00	Fund balance at end of period per balance sheet (Line 11 - line 18)		3,601,191		0		0		0	19.00

COMPLETE CARE AT MILFORD MANOR	Period:	Run Date Time:	5/27/2025 8:15 pm
Provider CCN: 315276	From: 01/01/2024	MCRIF32	2540-10
	To: 12/31/2024	Version:	11.1.179.1



STATEMENT OF PATIENT REVENUES AND OPERATING EXPENSES

Worksheet G-2
Part I
PPS

PART I - PATIENT REVENUES					
	Cost Center Description	Inpatient	Outpatient	Total	
		1.00	2.00	3.00	
General Inpatient Routine Care Services					
1.00	SKILLED NURSING FACILITY	14,689,307		14,689,307	1.00
2.00	NURSING FACILITY	0		0	2.00
3.00	ICF/IID	0		0	3.00
4.00	OTHER LONG TERM CARE	0		0	4.00
5.00	Total general inpatient care services (Sum of lines 1 - 4)	14,689,307		14,689,307	5.00
All Other Care Services					
6.00	ANCILLARY SERVICES	1,510,749	0	1,510,749	6.00
7.00	CLINIC		0	0	7.00
8.00	HOME HEALTH AGENCY COST		0	0	8.00
9.00	AMBULANCE		0	0	9.00
10.00	RURAL HEALTH CLINIC		0	0	10.00
10.10	FQHC		0	0	10.10
11.00	CMHC		0	0	11.00
12.00	HOSPICE	0	0	0	12.00
13.00	OTHER (SPECIFY)	0	0	0	13.00
14.00	Total Patient Revenues (Sum of lines 5 - 13) (Transfer column 3 to Worksheet G-3, Line 1)	16,200,056	0	16,200,056	14.00
PART II - OPERATING EXPENSES					
		1.00	2.00		
1.00	Operating Expenses (Per Worksheet A, Col. 3, Line 100)			13,780,600	1.00
2.00	Add (Specify)		0		2.00
3.00			0		3.00
4.00			0		4.00
5.00			0		5.00
6.00			0		6.00
7.00			0		7.00
8.00	Total Additions (Sum of lines 2 - 7)			0	8.00
9.00	Deduct (Specify)		0		9.00
10.00			0		10.00
11.00			0		11.00
12.00			0		12.00
13.00			0		13.00
14.00	Total Deductions (Sum of lines 9 - 13)			0	14.00
15.00	Total Operating Expenses (Sum of lines 1 and 8, minus line 14)			13,780,600	15.00

COMPLETE CARE AT MILFORD MANOR

Provider CCN: 315276

Period:
From: 01/01/2024
To: 12/31/2024Run Date Time: 5/27/2025 8:15 pm
MCRIF32
Version: 2540-10
11.1.179.1

STATEMENT OF PATIENT REVENUES AND OPERATING EXPENSES

Worksheet G-3

PPS

		1.00	
1.00	Total patient revenues (From Wkst. G-2, Part I, col. 3, line 14)	16,200,056	1.00
2.00	Less: contractual allowances and discounts on patients accounts	1,109,119	2.00
3.00	Net patient revenues (Line 1 minus line 2)	15,090,937	3.00
4.00	Less: total operating expenses (From Worksheet G-2, Part II, line 15)	13,780,600	4.00
5.00	Net income from service to patients (Line 3 minus 4)	1,310,337	5.00
Other income:			
6.00	Contributions, donations, bequests, etc	200	6.00
7.00	Income from investments	4,387	7.00
8.00	Revenues from communications (Telephone and Internet service)	0	8.00
9.00	Revenue from television and radio service	0	9.00
10.00	Purchase discounts	0	10.00
11.00	Rebates and refunds of expenses	0	11.00
12.00	Parking lot receipts	0	12.00
13.00	Revenue from laundry and linen service	0	13.00
14.00	Revenue from meals sold to employees and guests	0	14.00
15.00	Revenue from rental of living quarters	0	15.00
16.00	Revenue from sale of medical and surgical supplies to other than patients	0	16.00
17.00	Revenue from sale of drugs to other than patients	0	17.00
18.00	Revenue from sale of medical records and abstracts	275	18.00
19.00	Tuition (fees, sale of textbooks, uniforms, etc.)	0	19.00
20.00	Revenue from gifts, flower, coffee shops, canteen	0	20.00
21.00	Rental of vending machines	0	21.00
22.00	Rental of skilled nursing space	0	22.00
23.00	Governmental appropriations	0	23.00
24.00	NON PATIENT REVENUE	11,810	24.00
24.50	COVID-19 PHE Funding	0	24.50
25.00	Total other income (Sum of lines 6 - 24)	16,672	25.00
26.00	Total (Line 5 plus line 25)	1,327,009	26.00
27.00	Other expenses (specify)	0	27.00
28.00		0	28.00
29.00		0	29.00
30.00	Total other expenses (Sum of lines 27 - 29)	0	30.00
31.00	Net income (or loss) for the period (Line 26 minus line 30)	1,327,009	31.00